

# DETAIL OF ORDINARY & PREFERENCE SHARES

S. No.	Security Id	Security Name	Short Name	Live / Setup Date	Shares in CDS		Paid-up Capital/Total Issue incl. GOP holding	% of Shares available with ref: to paid up capital including GoP holding	Paid-up Capital/Total Issue excl. GOP holding	% of Shares available with ref: to paid up capital excluding GoP holding
					Available	Market Value				
1	PK0005001018	(COLONY) THAL TEXTILE MILLS LIMITED - Freeze ***	COTT	29/Dec/2005	1,777,421	-	5,569,000	31.92	5,569,000	31.92
2	PK0061101017	786 INVESTMENT LIMITED - Freeze ***	786	17/Jun/1998	12,606,908	-	14,973,750	84.19	14,973,750	84.19
3	PK0097901018	A R MANAGEMENT SERVICES (PVT.) LIMITED	ARMSL	10/Sep/2009	646,500	6,465,000	860,000	75.17	860,000	75.17
4	PK0096601015	A.R.T. MODARABA MANAGEMENT (PVT.) LIMITED	ARTMML	24/Apr/2009	800,000	8,000,000	800,000	100.00	800,000	100.00
5	PK0025701019	ABBOTT LABORATORIES (PAKISTAN) LIMITED	ABOT	10/Jun/1998	20,969,369	19,184,875,698	97,900,302	21.42	97,900,302	21.42
6	PK0039601015	ABDULLAH SHAH GHAZI SUGAR MILLS LIMITED	AGSML	5/Dec/2006	78,518,591	-	79,261,666	99.06	79,261,666	99.06
7	PK0092701017	ABL ASSET MANAGEMENT COMPANY LIMITED	ABLAMCL	18/Apr/2008	50,000,000	500,000,000	50,000,000	100.00	50,000,000	100.00
8	PK0109801016	ACT WIND (PVT.) LIMITED	AWPL	10/Mar/2015	2,885,652	288,565,200	2,885,652	100.00	2,885,652	100.00
9	PK0010901012	ADAM SUGAR MILLS LIMITED	ADAMS	18/Dec/1998	15,417,319	896,671,273	17,290,962	89.16	17,290,962	89.16
10	PK0004901010	ADAMJEE INSURANCE COMPANY LIMITED	AICL	6/Aug/1998	337,136,206	26,138,170,051	350,000,000	96.32	350,000,000	96.32
11	PK0112501017	ADIL TEXTILE MILLS LIMITED	ADTM	17/Aug/2016	-	-	7,725,800	-	7,725,800	-
12	PK0062201014	ADOS PAKISTAN LIMITED	ADOS	18/Sep/2003	1,990,000	145,548,600	6,582,600	30.23	6,582,600	30.23
13	PK0105401019	ADVANS PAKISTAN MICROFINANCE BANK LIMITED	APMBL	11/Dec/2012	114,016,309	1,140,163,090	114,016,310	100.00	114,016,310	100.00
14	PK0113801010	AGP LIMITED	AGPL	9/Jan/2017	4,100,004	41,000,040	280,000,000	1.46	280,000,000	1.46
15	PK0027701017	AGRIAUTO INDUSTRIES LIMITED	AGIL	15/Mar/2000	19,944,251	8,933,628,350	28,800,000	69.25	28,800,000	69.25
16	PK0103801012	AGRIAUTO STAMPING COMPANY (PRIVATE) LIMITED	ASCPL	13/Mar/2012	114,400,634	1,144,006,340	114,400,634	100.00	114,400,634	100.00
17	PK0086301014	AGRITECH LIMITED	AGL	10/Aug/2006	389,497,780	4,078,041,757	392,430,000	99.25	392,430,000	99.25
18	PK0086302012	AGRITECH LTD.- NON-VOTING CONV & RED PREF. SHARES CLASS 'A'	AGLNCPS	24/Jan/2012	159,330,615	318,661,230	159,334,269	100.00	159,334,269	100.00
19	PK0050201018	AHMAD HASSAN TEXTILE MILLS LIMITED	AHTM	9/Sep/2003	5,832,261	151,288,550	14,408,248	40.48	14,408,248	40.48
20	PK0092901013	AISHA STEEL MILLS LIMITED	ASL	15/May/2008	487,338,205	12,207,822,035	685,563,193	71.09	685,563,193	71.09
21	PK0092902011	AISHA STEEL MILLS LIMITED - PREFERENCE SHARES	ASLPS	30/May/2012	35,478,456	851,482,944	44,418,307	79.87	44,418,307	79.87
22	PK0092902029	AISHA STEEL MILLS LTD.-CONV. CUMULATIVE PREFERENCE SHARES	ASLCPS	10/Mar/2015	2,887,470	124,305,584	2,911,583	99.17	2,911,583	99.17
23	PK0002901012	AKD CAPITAL LIMITED	AKDCL	18/Sep/2003	2,410,726	351,893,674	2,507,273	96.15	2,507,273	96.15
24	PK0096701013	AKD INVESTMENT MANAGEMENT LIMITED	AKDIML	6/Apr/2009	10,996,337	109,963,370	11,000,000	99.97	11,000,000	99.97
25	PK0101801014	AKD REIT MANAGEMENT COMPANY LIMITED	AKDRMCL	26/May/2011	10,000,000	100,000,000	10,000,000	100.00	10,000,000	100.00
26	PK0114001016	AKD SECURITIES LIMITED	AKDSL	24/Jan/2017	-	-	99,999,999	-	99,999,999	-
27	PK0104201014	AKZO NOBEL PAKISTAN LIMITED	AKZO	26/Jun/2012	10,550,823	2,730,236,468	46,443,320	22.72	46,443,320	22.72
28	PK0110401012	AL SHAHEER CORPORATION LIMITED	ASC	3/Aug/2015	97,893,230	4,435,542,251	142,117,427	68.88	142,117,427	68.88
29	PK0050501011	AL-ABBAS SUGAR MILLS LIMITED	AABS	28/Nov/1998	17,088,308	3,869,647,347	17,362,300	98.42	17,362,300	98.42
30	PK0036101019	AL-ABID SILK MILLS LIMITED	AASM	16/Sep/1998	12,065,540	109,796,414	13,409,550	89.98	13,409,550	89.98
31	PK0050701017	AL-AZHAR TEXTILE MILLS LIMITED - Freeze ***	AZTM	27/Aug/2003	1,906,500	-	8,550,400	22.30	8,550,400	22.30
32	PK0086401012	ALBARAKA BANK (PAKISTAN) LIMITED	ALBARAKA	16/Sep/2006	1,373,962,760	13,739,627,600	1,373,962,781	100.00	1,373,962,781	100.00
33	PK0088801011	ALFALAH GHP INVESTMENT MANAGEMENT LIMITED	AFGHPI	31/May/2007	32,445,770	324,457,700	32,445,970	100.00	32,445,970	100.00
34	PK0029501019	AL-GHAZI TRACTORS LIMITED	AGTL	31/Oct/1998	3,558,782	2,396,946,440	57,964,201	6.14	57,964,201	6.14
35	PK0011501019	ALI ASGHAR TEXTILE MILLS LIMITED - Freeze ***	AATM	18/May/2004	926,222	-	44,426,694	2.08	44,426,694	2.08
36	PK0073701010	AL-KHAIR GADOON LIMITED	AKGL	17/Nov/2003	2,061,900	26,289,225	10,000,000	20.62	10,000,000	20.62
37	PK0011601017	ALLAWASAYA TEXTILE & FINISHING MILLS LTD	AWTX	18/Sep/2004	2,751	990,360	800,000	0.34	800,000	0.34
38	PK0094901011	ALLIANCE INVESTMENT MANAGEMENT LIMITED	AIML	6/Nov/2008	3,500,000	35,000,000	3,500,000	100.00	3,500,000	100.00
39	PK0085201017	ALLIANZ EFU HEALTH INSURANCE LIMITED	AZEFUH	29/Dec/2005	13,499,984	134,999,840	50,000,000	27.00	50,000,000	27.00
40	PK0083501012	ALLIED BANK LIMITED	ABL	7/Apr/2005	1,134,010,313	109,862,919,123	1,145,073,830	99.03	1,145,073,830	99.03
41	PK0101001011	ALLIED ENGINEERING MANAGEMENT COMPANY (PRIVATE) LIMITED	AEMCPL	23/Sep/2010	14,559,750	145,597,500	14,560,000	100.00	14,560,000	100.00
42	PK0088101016	ALLIED RENTAL MODARABA	ARM	20/Dec/2006	118,662,757	3,085,231,682	175,500,000	67.61	175,500,000	67.61
43	PK0087301013	AL-MEEZAN INVESTMENT MANAGEMENT LIMITED	AMIML	14/Oct/2006	4,992,500	499,250,000	5,000,000	99.85	5,000,000	99.85
44	PK0099801018	AL-NOOR MODARABA MANAGEMENT (PRIVATE) LIMITED	ANMML	25/Feb/2010	3,160,500	31,605,000	3,500,000	90.30	3,500,000	90.30
45	PK0014501016	AL-NOOR SUGAR MILLS LIMITED	ALNRS	18/Nov/1998	18,409,228	1,380,692,100	20,473,702	89.92	20,473,702	89.92
46	PK0095901010	ALPHA BETA CAPITAL MARKETS (PRIVATE) LIMITED	ABCML	26/May/2009	-	-	875,000	-	875,000	-
47	PK0044401013	AL-QADIR TEXTILE MILLS LIMITED	ALQT	23/Jul/2003	373,600	31,756,000	7,560,000	4.94	7,560,000	4.94
48	PK0077001011	ALTERN ENERGY LTD.	ALTN	14/Nov/1998	301,379,058	14,535,511,967	363,380,000	82.94	363,380,000	82.94
49	PK0098801019	AL-ZAMIN MODARABA MANAGEMENT (PVT) LIMITED	AZMML	17/Dec/2015	2,944,718	29,447,180	4,721,218	62.37	4,721,218	62.37

# DETAIL OF ORDINARY & PREFERENCE SHARES

S. No.	Security Id	Security Name	Short Name	Live / Setup Date	Shares in CDS		Paid-up Capital/Total Issue incl. GOP holding	% of Shares available with ref: to paid up capital including GoP holding	Paid-up Capital/Total Issue excl. GOP holding	% of Shares available with ref: to paid up capital excluding GoP holding
					Available	Market Value				
50	PK0100401014	AMRELI STEELS LIMITED	ASTL	21/Jan/2013	294,325,272	40,090,045,299	297,011,427	99.10	297,011,427	99.10
51	PK0092101010	AMTEX LIMITED	AMTEX	6/Apr/2010	155,811,201	451,852,483	259,430,134	60.06	259,430,134	60.06
52	PK0093801014	AMZ ASSET MANAGEMENT LIMITED	AMZAML	11/Aug/2008	9,368,500	93,685,000	10,000,000	93.69	10,000,000	93.69
53	PK0082401016	AMZ VENTURES LIMITED - CLASS "A" - Freeze ***	AMZV	29/Nov/2004	22,254,000	-	22,500,000	98.91	22,500,000	98.91
54	PK0112401010	ANS CAPITAL (PRIVATE) LIMITED	ANSCPL	25/Apr/2016	-	-	68,412,100	-	68,412,100	-
55	PK0044601018	ANSARI SUGAR MILLS LIMITED	ANSM	8/Aug/2012	3,028,012	82,755,568	24,407,198	12.41	24,407,198	12.41
56	PK0104301012	A-ONE ENTERPRISES (PRIVATE) LIMITED	AONEEPL	28/Jun/2012	17,749,310	177,493,100	17,749,312	100.00	17,749,312	100.00
57	PK0082601011	APNA MICROFINANCE BANK LIMITED	AMBL	8/Jan/2005	219,906,080	1,297,445,872	220,000,000	99.96	220,000,000	99.96
58	PK0039901019	APOLLO TEXTILE MILLS LIMITED - Freeze ***	APOT	27/Dec/2005	131,400	-	8,284,700	1.59	8,284,700	1.59
59	PK0076701017	ARCHROMA PAKISTAN LIMITED	ARPL	10/Feb/1999	33,229,782	24,857,206,127	34,117,881	97.40	34,117,881	97.40
60	PK0077701016	ARIF HABIB CORPORATION LIMITED	AHCL	12/Jun/2001	453,748,768	19,002,998,404	453,750,000	100.00	453,750,000	100.00
61	PK0099001015	ARIF HABIB DOLMEN REIT MANAGEMENT LIMITED	AHDRML	19/Oct/2009	20,000,000	200,000,000	20,000,000	100.00	20,000,000	100.00
62	PK0093301015	ARIF HABIB EQUITY (PVT.) LIMITED	AHEL	30/Jun/2008	5,000,000	50,000,000	20,000,000	25.00	20,000,000	25.00
63	PK0088501017	ARIF HABIB LIMITED	AHL	10/Jan/2007	27,093,701	2,518,359,508	55,000,000	49.26	55,000,000	49.26
64	PK0022201013	ARPAK INTERNATIONAL INVESTMENT LTD.	ARPAK	4/Aug/1999	294,778	6,897,805	4,000,000	7.37	4,000,000	7.37
65	PK0074801017	ARSHAD ENERGY LIMITED	AEL	31/Oct/1998	6,026,950	91,428,832	8,000,000	75.34	8,000,000	75.34
66	PK0069501010	ARTISTIC DENIM MILLS LIMITED	ADMM	6/Feb/2003	83,915,684	6,881,086,088	84,000,000	99.90	84,000,000	99.90
67	PK0062401010	ARUJ GARMENT ACCESSORIES LIMITED	ARUJ	9/Jan/2006	951,326	27,112,791	10,457,890	9.10	10,457,890	9.10
68	PK0051201017	ASHFAQ TEXTILE MILLS LIMITED	ASHT	12/Sep/2003	34,576,918	350,955,718	34,985,000	98.83	34,985,000	98.83
69	PK0024401017	ASIA INSURANCE COMPANY LIMITED	ASIC	17/Jan/2004	44,061,943	819,552,140	45,000,000	97.92	45,000,000	97.92
70	PK0105801010	ASIAN FOOD INDUSTRIES LIMITED	AFIL	18/Jan/2013	50,990,990	509,909,900	50,990,990	100.00	50,990,990	100.00
71	PK0044701016	ASIM TEXTILE MILLS LIMITED	ASTM	16/Nov/2012	2,484,600	30,585,426	15,177,000	16.37	15,177,000	16.37
72	PK0051301015	ASKARI BANK LIMITED	AKBL	3/Jun/1998	1,228,555,758	26,069,953,185	1,260,260,180	97.48	1,260,260,180	97.48
73	PK0073801018	ASKARI GENERAL INSURANCE COMPANY LIMITED	AGIC	29/Aug/1998	61,366,141	1,785,754,703	62,523,387	98.15	62,523,387	98.15
74	PK0097101015	ASKARI INVESTMENT MANAGEMENT LIMITED	ASIML	12/Jun/2009	33,499,993	334,999,930	33,500,000	100.00	33,500,000	100.00
75	PK0096201014	ATLAS ASSET MANAGEMENT LIMITED	AAML	3/Apr/2009	25,000,000	250,000,000	25,000,000	100.00	25,000,000	100.00
76	PK0011701015	ATLAS BATTERY LIMITED	ATBA	14/Nov/1998	13,659,281	12,908,020,545	17,399,769	78.50	17,399,769	78.50
77	PK0014601014	ATLAS ENGINEERING LIMITED	ATEL	2/Jan/1999	23,686,448	236,864,480	23,686,454	100.00	23,686,454	100.00
78	PK0009201010	ATLAS HONDA LIMITED	ATLH	4/Nov/1998	60,929,301	39,291,478,336	103,406,613	58.92	103,406,613	58.92
79	PK0003301014	ATLAS INSURANCE LIMITED	ATIL	18/Dec/1998	64,870,718	4,995,045,286	70,161,381	92.46	70,161,381	92.46
80	PK0078501019	ATTOCK CEMENT PAKISTAN LIMITED	ACPL	26/Jun/2002	114,337,606	36,709,231,782	114,522,468	99.84	114,522,468	99.84
81	PK0082901015	ATTOCK PETROLEUM LIMITED	APL	22/Feb/2005	68,884,296	46,645,001,036	82,944,000	83.05	82,944,000	83.05
82	PK0024501014	ATTOCK REFINERY LIMITED	ATRL	3/Nov/1998	40,288,831	18,070,346,480	85,293,000	47.24	85,293,000	47.24
83	PK0107501014	AVANCEON LIMITED	AVN	6/Jan/2014	32,036,421	1,396,147,227	132,124,125	24.25	132,124,125	24.25
84	PK0108901023	AWWAL MODARABA	AWWAL	27/Jan/2016	99,877,749	1,049,715,142	100,000,000	99.88	100,000,000	99.88
85	PK0108901015	AWWAL MODARABA MANAGEMENT LIMITED	AWMML	18/Nov/2014	10,500,000	105,000,000	10,500,000	100.00	10,500,000	100.00
86	PK0011801013	AYESHA TEXTILE MILLS LIMITED	AYTM	2/Feb/2006	455,791	198,109,558	1,400,000	32.56	1,400,000	32.56
87	PK0075101011	AZGARD NINE LIMITED	ANL	5/Apr/2003	445,906,810	5,640,721,147	449,349,439	99.23	449,349,439	99.23
88	PK0075102019	AZGARD NINE LIMITED - 8.95% CUMULATIVE PREFERENCE SHARES	ANLPS	28/Sep/2004	66,089,252	647,674,670	66,125,083	99.95	66,125,083	99.95
89	PK0075101029	AZGARD NINE LIMITED (NON-VOTING ORDINARY SHARES)	ANLNV	17/Apr/2008	5,522,431	38,657,017	5,522,431	100.00	5,522,431	100.00
90	PK0036301015	B.F. MODARABA	BFMOD	13/Aug/2003	3,489,104	34,018,764	7,515,158	46.43	7,515,158	46.43
91	PK0029601017	B.R.R. GUARDIAN MODARABA	BRR	14/May/1999	68,305,150	648,898,925	78,046,255	87.52	78,046,255	87.52
92	PK0027901013	BABA FARID SUGAR MILLS LIMITED	BAFS	23/Nov/1998	285,635	18,569,131	9,450,000	3.02	9,450,000	3.02
93	PK0019001012	BABRI COTTON MILLS LIMITED	BCML	12/Sep/2003	1,192,511	96,593,391	3,652,178	32.65	3,652,178	32.65
94	PK0025801017	BALOCHISTAN GLASS LIMITED	BGL	14/Apr/2000	171,228,676	3,599,226,770	171,600,000	99.78	171,600,000	99.78
95	PK0024601012	BALOCHISTAN PARTICLE BOARD LIMITED	BPBL	9/May/2012	2,575,478	32,811,590	6,000,000	42.92	6,000,000	42.92
96	PK0062601015	BALUCHISTAN WHEELS LIMITED	BWHL	27/Jan/1999	12,871,038	2,352,825,746	13,334,250	96.53	13,334,250	96.53
97	PK0051601018	BANK AL HABIB LIMITED	BAHL	3/Jun/1998	810,287,728	47,328,906,192	1,111,425,416	72.91	1,111,425,416	72.91
98	PK0078701015	BANK ALFALAH LIMITED	BAFL	15/Jun/2004	1,545,704,521	70,128,614,118	1,607,571,974	96.15	1,607,571,974	96.15

# DETAIL OF ORDINARY & PREFERENCE SHARES

S. No.	Security Id	Security Name	Short Name	Live / Setup Date	Shares in CDS		Paid-up Capital/Total Issue incl. GOP holding	% of Shares available with ref: to paid up capital including GoP holding	Paid-up Capital/Total Issue excl. GOP holding	% of Shares available with ref: to paid up capital excluding GoP holding
					Available	Market Value				
99	PK0081501014	BANKISLAMI MODARABA INVESTMENTS LIMITED	BIMIL	16/Jun/2004	7,997,500	79,975,000	8,000,000	99.97	8,000,000	99.97
100	PK0084801015	BANKISLAMI PAKISTAN LIMITED	BIPL	1/Dec/2005	992,625,102	14,144,907,704	1,007,912,090	98.48	1,007,912,090	98.48
101	PK0051701016	BANNU WOOLLEN MILLS LIMITED	BNWM	8/Aug/2003	4,872,878	332,573,924	9,506,250	51.26	9,506,250	51.26
102	PK0023001016	BATA PAKISTAN LIMITED	BATA	10/Sep/1999	1,760,462	6,689,755,600	7,560,000	23.29	7,560,000	23.29
103	PK0026901014	BAWANY AIR PRODUCTS LIMITED	BAPL	20/Mar/1999	4,123,589	67,255,737	7,502,510	54.96	7,502,510	54.96
104	PK0009301018	BAWANY SUGAR MILLS LIMITED	BAWS	5/Dec/2006	7,453,375	74,533,750	8,724,591	85.43	8,724,591	85.43
105	PK0005901019	BEEMA-PAKISTAN COMPANY LIMITED - Freeze ***	BEEM	14/Apr/2005	77,966,622	-	99,955,494	78.00	99,955,494	78.00
106	PK0020401011	BERGER PAINTS PAKISTAN LIMITED	BERG	11/Feb/1999	17,848,240	3,896,270,792	18,186,409	98.14	18,186,409	98.14
107	PK0077601018	BESTWAY CEMENT LIMITED	BWCL	24/Mar/2001	58,821,824	14,811,923,501	596,252,783	9.87	596,252,783	9.87
108	PK0036401013	BHANERO TEXTILE MILLS LIMITED	BHAT	17/Jan/2001	642,400	578,160,000	3,000,000	21.41	3,000,000	21.41
109	PK0062801011	BIAFO INDUSTRIES LIMITED	BIFO	1/Jan/2001	13,846,756	3,807,580,965	22,000,000	62.94	22,000,000	62.94
110	PK0045101018	BILAL FIBRES LIMITED	BILF	25/Oct/2003	1,300,176	22,154,999	14,100,000	9.22	14,100,000	9.22
111	PK0090801017	BIPL SECURITIES LIMITED	BIPLS	28/May/2008	23,019,640	261,042,718	100,000,000	23.02	100,000,000	23.02
112	PK0045201016	BLESSED TEXTILES LIMITED	BTL	17/Jan/2001	1,224,400	294,296,784	6,432,000	19.04	6,432,000	19.04
113	PK0095801012	BMA ASSET MANAGEMENT COMPANY LIMITED	BMAAMC	29/Apr/2009	14,999,200	149,992,000	15,000,000	99.99	15,000,000	99.99
114	PK0029701015	BOLAN CASTINGS LIMITED	BCL	22/Oct/1998	10,579,207	1,992,170,470	11,472,529	92.21	11,472,529	92.21
115	PK0040201011	BROTHERS TEXTILE MILLS LIMITED	BROT	19/Aug/2003	3,720,445	-	9,801,000	37.96	9,801,000	37.96
116	PK0025901015	BURSHANE LPG (PAKISTAN) LIMITED	BPL	16/Oct/1998	22,490,241	1,342,217,583	22,640,044	99.34	22,640,044	99.34
117	PK0074001014	BUSINESS & INDUSTRIAL INSURANCE CO. LTD. - Freeze ***	BIIC	22/Jan/2003	7,728,735	-	8,554,375	90.35	8,554,375	90.35
118	PK0031201012	BUXLY PAINTS LIMITED	BUXL	8/Jun/1999	1,403,362	170,831,256	1,440,000	97.46	1,440,000	97.46
119	PK0102401012	BYCO OIL PAKISTAN LIMITED	BOPL	10/Jun/2011	2,381,465,156	23,814,651,560	2,936,712,118	81.09	2,936,712,118	81.09
120	PK0078401012	BYCO PETROLEUM PAKISTAN LIMITED	BYCO	27/Jun/2002	977,166,810	20,061,234,609	977,858,737	99.93	977,858,737	99.93
121	PK0102501019	BYCO TERMINALS PAKISTAN LIMITED	BTPL	16/Jun/2011	568,707,418	5,687,074,180	568,717,418	100.00	568,717,418	100.00
122	PK0059201019	CAPITAL ASSETS LEASING CORPORATION LTD.	CPAL	25/Jun/1998	10,470,225	124,595,678	10,744,413	97.45	10,744,413	97.45
123	PK0105501016	CDC TRUSTEE COMPANY LIMITED	CDCTAC	31/Dec/2012	4,999,994	49,999,940	5,000,000	100.00	5,000,000	100.00
124	PK0102201016	CENTRAL DEPOSITORY COMPANY OF PAKISTAN LIMITED	CDC	4/Jun/2011	91,642,614	916,426,140	100,000,000	91.64	100,000,000	91.64
125	PK0036501010	CENTURY INSURANCE COMPANY LIMITED	CENI	10/Dec/1998	49,459,070	1,373,972,965	50,296,803	98.33	50,296,803	98.33
126	PK0040301019	CENTURY PAPER & BOARD MILLS LIMITED	CEPB	24/Feb/1999	146,464,700	15,460,813,732	147,018,345	99.62	147,018,345	99.62
127	PK0040302017	CENTURY PAPER&BOARD MILLS LTD-N.VOT CONV.UPTO 25%&RED NL PREF.	CEPBPS	8/Oct/2009	90,121,351	901,213,510	90,121,351	100.00	90,121,351	100.00
128	PK0040401017	CHAKWAL SPINNING MILLS LIMITED	CWSM	7/Jul/2003	17,414,879	95,607,686	40,000,000	43.54	40,000,000	43.54
129	PK0045301014	CHASHMA SUGAR MILLS LIMITED	CHAS	4/Aug/1999	6,427,719	434,642,359	28,692,000	22.40	28,692,000	22.40
130	PK0114101014	CHAUDHRY STEEL RE-ROLLING MILLS LIMITED	CSRML	31/Jan/2017	147,499,999	1,474,999,990	150,000,000	98.33	150,000,000	98.33
131	PK0082201010	CHENAB LIMITED	CHBL	5/Aug/2005	38,259,738	264,374,790	115,000,000	33.27	115,000,000	33.27
132	PK0082202018	CHENAB LTD-NON VOTING CUM. PREF. SHARES	CLCPS	23/Oct/2004	78,285,961	219,983,550	80,000,000	97.86	80,000,000	97.86
133	PK0029801013	CHERAT CEMENT COMPANY LIMITED	CHCC	20/Oct/1998	162,606,215	30,067,515,216	176,631,853	92.06	176,631,853	92.06
134	PK0045501019	CHERAT PACKAGING LIMITED	CPPL	24/Feb/1999	28,679,520	7,963,155,523	29,605,500	96.87	29,605,500	96.87
135	PK0113401019	CIRIN PHARMACEUTICALS (PRIVATE) LIMITED	CNPPL	22/Nov/2016	112,000	11,200,000	112,000	100.00	112,000	100.00
136	PK0036601018	CLOVER PAKISTAN LIMITED	CLOV	9/Apr/1999	9,380,996	547,568,737	9,434,880	99.43	9,434,880	99.43
137	PK0101301015	COASTAL REFINERY LIMITED	CRL	22/Oct/2010	67,052,456	670,524,560	67,052,456	100.00	67,052,456	100.00
138	PK0028001011	COLGATE-PALMOLIVE (PAKISTAN) LIMITED	COLG	19/Feb/1999	33,357,015	76,387,564,350	47,954,929	69.56	47,954,929	69.56
139	PK0108401016	COLONY TEXTILE MILLS LIMITED	CTM	6/May/2014	117,032,820	671,768,387	498,009,959	23.50	498,009,959	23.50
140	PK0099901016	CONSTELLATION MANAGEMENT COMPANY (PRIVATE) LIMITED	CMCL	4/Mar/2010	750,000	7,500,000	750,000	100.00	750,000	100.00
141	PK0108701019	CREDIT CHEX (PRIVATE) LIMITED	CCPL	20/Jun/2014	1,894,999	189,499,900	2,287,500	82.84	2,287,500	82.84
142	PK0109501012	CREEK DEVELOPERS (PRIVATE) LIMITED	CDPL	2/Mar/2015	93,000,700	930,007,000	93,000,700	100.00	93,000,700	100.00
143	PK0009501013	CRESCENT COTTON MILLS LIMITED	CCM	3/Oct/2002	20,074,533	943,503,051	21,377,478	93.91	21,377,478	93.91
144	PK0023101014	CRESCENT FIBRES LIMITED	CFL	16/Aug/2003	11,510,938	324,953,780	12,417,876	92.70	12,417,876	92.70
145	PK0009401016	CRESCENT JUTE PRODUCTS LIMITED	CJPL	26/Jul/2008	10,139,758	53,132,332	23,763,468	42.67	23,763,468	42.67
146	PK0099301019	CRESCENT MODARABA MANAGEMENT COMPANY LIMITED	CMML	6/Jan/2010	1,036,214	10,362,140	1,833,534	56.51	1,833,534	56.51
147	PK0063701012	CRESCENT STANDARD MODARABA	CSM	5/Jun/2004	17,123,860	68,495,440	20,000,000	85.62	20,000,000	85.62

# DETAIL OF ORDINARY & PREFERENCE SHARES

S. No.	Security Id	Security Name	Short Name	Live / Setup Date	Shares in CDS		Paid-up Capital/Total Issue incl. GOP holding	% of Shares available with ref: to paid up capital including GoP holding	Paid-up Capital/Total Issue excl. GOP holding	% of Shares available with ref: to paid up capital excluding GoP holding
					Available	Market Value				
148	PK0003001010	CRESCENT STAR INSURANCE LTD.	CSIL	27/Feb/1999	82,466,961	708,391,195	82,683,333	99.74	82,683,333	99.74
149	PK0032101013	CRESCENT STEEL & ALLIED PRODUCTS LIMITED	CSAP	8/Oct/1997	72,099,378	19,389,685,726	77,632,491	92.87	77,632,491	92.87
150	PK0004301013	CYAN LIMITED	CYAN	24/Oct/2003	57,682,836	3,951,851,094	58,627,719	98.39	58,627,719	98.39
151	PK0084501011	D. S. INDUSTRIES LIMITED	DSIL	10/Nov/2005	83,611,331	356,184,270	83,685,631	99.91	83,685,631	99.91
152	PK0052401012	D.G. KHAN CEMENT COMPANY LIMITED	DGKC	5/Aug/1998	391,659,782	93,340,359,246	438,119,118	89.40	438,119,118	89.40
153	PK0010301015	D.M. TEXTILE MILLS LIMITED	DMTX	15/Dec/2005	1,272,208	92,464,077	3,052,429	41.68	3,052,429	41.68
154	PK0052501019	DADABHOY CEMENT INDUSTRIES LIMIED - Freeze ***	DBCI	5/Mar/2007	29,280,889	-	98,236,624	29.81	98,236,624	29.81
155	PK0004401011	DADEX ETERNIT LTD.	DADX	7/Oct/1998	9,866,754	945,136,366	10,764,000	91.66	10,764,000	91.66
156	PK0113201013	DAEWOO PAKISTAN EXPRESS BUS SERVICE LIMITED	DPEBSL	30/Sep/2016	72,285,000	722,850,000	80,000,000	90.36	80,000,000	90.36
157	PK0036801014	DANDOT CEMENT COMPANY LIMITED	DNCC	10/Feb/2000	94,197,373	1,529,765,338	94,839,980	99.32	94,839,980	99.32
158	PK0052701015	DAR ES SALAAM TEXTILE MILLS LIMITED	DSML	11/Aug/2003	6,673,832	56,727,572	8,000,000	83.42	8,000,000	83.42
159	PK0063301011	DATA AGRO LIMITED	DAAG	22/May/2012	823,900	17,186,554	4,000,000	20.60	4,000,000	20.60
160	PK0045901011	DATA TEXTILES LIMITED - Freeze ***	DATM	24/Dec/2005	1,784,000	-	9,909,600	18.00	9,909,600	18.00
161	PK0092401014	DAWOOD EQUITIES LIMITED	DEL	25/Mar/2008	16,291,650	121,372,793	25,000,000	65.17	25,000,000	65.17
162	PK0095101017	DAWOOD FAMILY TAKAFUL LIMITED	DFTL	28/Nov/2008	18,083,510	180,835,100	75,000,000	24.11	75,000,000	24.11
163	PK0017501013	DAWOOD HERCULES CORPORATION LIMITED	DAWH	18/Oct/2000	477,158,712	66,305,974,620	481,287,116	99.14	481,287,116	99.14
164	PK0001201018	DAWOOD LAWRENCEPUR LIMITED	DLL	15/Oct/2003	56,447,141	12,418,371,020	59,057,856	95.58	59,057,856	95.58
165	PK0093401013	DESCON OXYCHEM LIMITED	DOL	21/Aug/2008	81,455,064	1,810,746,073	102,000,000	79.86	102,000,000	79.86
166	PK0093402011	DESCON OXYCHEM LIMITED - CONV., CUM. RED. PREFERENCE SHARES	DOLCPS	25/Jan/2016	127,286	2,227,505	110,000,000	0.12	110,000,000	0.12
167	PK0031001016	DEWAN AUTOMOTIVE ENGINEERING LIMITED - Freeze ***	DWAE	28/Oct/1998	6,209,364	-	21,400,000	29.02	21,400,000	29.02
168	PK0038101017	DEWAN CEMENT LIMITED	DCL	30/Oct/1998	352,959,354	8,047,473,271	484,113,343	72.91	484,113,343	72.91
169	PK0077301015	DEWAN FAROOQUE MOTORS LIMITED	DFML	23/Jun/2000	80,349,406	3,676,788,819	138,735,242	57.92	138,735,242	57.92
170	PK0083401015	DEWAN FAROOQUE SPINNING MILLS LIMITED	DFSM	19/May/2005	43,463,557	353,793,354	97,750,726	44.46	97,750,726	44.46
171	PK0023201012	DEWAN KHALID TEXTILE MILLS LIMITED	DKTM	27/Aug/2001	4,355,595	33,102,522	9,610,759	45.32	9,610,759	45.32
172	PK0017601011	DEWAN MUSHTAQ TEXTILE MILLS LIMITED	DMTM	27/Aug/2001	2,744,906	25,555,075	6,561,028	41.84	6,561,028	41.84
173	PK0046001019	DEWAN SALMAN FIBRE LIMITED	DSFL	8/Oct/1997	165,780,179	809,007,274	366,321,083	45.26	366,321,083	45.26
174	PK0032201011	DEWAN SUGAR MILLS LIMITED	DWSM	6/Aug/1998	27,435,569	322,642,291	66,511,992	41.25	66,511,992	41.25
175	PK0017701019	DEWAN TEXTILE MILLS LIMITED	DWTM	6/Aug/1998	10,651,982	101,832,948	46,064,609	23.12	46,064,609	23.12
176	PK0070001018	DIAMOND INDUSTRIES LIMITED	DIIL	16/Aug/2003	7,035,350	160,405,980	9,000,000	78.17	9,000,000	78.17
177	PK0114301010	DIN CORPORATION (PRIVATE) LIMITED	DCPL	20/Feb/2017	5,000,000	50,000,000	5,000,000	100.00	5,000,000	100.00
178	PK0113101015	DIN ENERGY LIMITED	DINEL	28/Sep/2016	4,687,500	46,875,000	5,000,000	93.75	5,000,000	93.75
179	PK0112701013	DIN FARM PRODUCTS (PRIVATE) LIMITED.	DFPL	1/Jul/2016	-	-	54,237,480	-	54,237,480	-
180	PK0112901019	DIN LEATHER (PRIVATE) LIMITED	DLPL	11/Aug/2016	-	-	5,000,000	-	5,000,000	-
181	PK0046101017	DIN TEXTILE MILLS LIMITED	DINT	4/Jan/2001	22,105,646	2,499,043,280	22,421,688	98.59	22,421,688	98.59
182	PK0099001023	DOLMEN CITY REIT	DCR	1/Jun/2015	2,219,328,000	25,855,171,200	2,223,700,000	99.80	2,223,700,000	99.80
183	PK0091301017	DOST STEELS LIMITED	DSL	3/Nov/2007	312,714,763	4,418,659,601	315,733,860	99.04	315,733,860	99.04
184	PK0074701019	DREKKAR KINGSWAY LIMITED	DKL	19/Sep/2014	9,542,777	85,980,421	10,000,000	95.43	10,000,000	95.43
185	PK0085501010	DUBAI ISLAMIC BANK PAKISTAN LIMITED	DIB	1/Feb/2006	1,165,228,776	11,652,287,760	1,165,228,776	100.00	1,165,228,776	100.00
186	PK0028201017	DYNEA PAKISTAN LIMITED	DYNO	10/Feb/1999	16,336,572	2,000,576,607	18,872,413	86.56	18,872,413	86.56
187	PK0112201014	E. A. MANAGEMENT (PVT.) LIMITED	EAMPL	3/Feb/2017	-	-	250,000	-	250,000	-
188	PK0110501019	E2E LOGISTICS (PRIVATE) LIMITED	E2EL	19/Aug/2015	-	-	21,993,579	-	21,993,579	-
189	PK0027101010	EAST WEST INSURANCE COMPANY LIMITED	EWIC	8/Oct/2002	15,492,914	2,622,795,411	50,815,164	30.49	50,815,164	30.49
190	PK0066501013	EAST WEST LIFE ASSURANCE COMPANY LIMITED	EWLA	2/Oct/2003	54,821,138	1,000,485,769	60,172,014	91.11	60,172,014	91.11
191	PK0067701018	ECOPACK LIMITED	ECOP	24/Sep/2003	27,753,628	779,876,947	28,721,211	96.63	28,721,211	96.63
192	PK0091501012	EFG HERMES PAKISTAN LIMITED	EFGH	14/Nov/2007	19,171,250	2,923,615,625	20,015,650	95.78	20,015,650	95.78
193	PK0000201019	EFU GENERAL INSURANCE LIMITED	EFUG	10/Jun/1998	188,297,960	28,619,406,940	200,000,000	94.15	200,000,000	94.15
194	PK0070301012	EFU LIFE ASSURANCE LIMITED	EFUL	17/Jun/1998	98,271,881	27,156,451,596	100,000,000	98.27	100,000,000	98.27
195	PK0020501018	ELAHIR COTTON MILLS LIMITED	ELCM	18/Dec/2003	1,233,856	47,533,456	1,300,000	94.91	1,300,000	94.91
196	PK0110801013	ELIXIR SECURITIES PAKISTAN (PRIVATE) LIMITED	ESPL	3/Nov/2015	12,000,000	120,000,000	12,000,000	100.00	12,000,000	100.00

# DETAIL OF ORDINARY & PREFERENCE SHARES

S. No.	Security Id	Security Name	Short Name	Live / Setup Date	Shares in CDS		Paid-up Capital/Total Issue incl. GOP holding	% of Shares available with ref: to paid up capital including GoP holding	Paid-up Capital/Total Issue excl. GOP holding	% of Shares available with ref: to paid up capital excluding GoP holding
					Available	Market Value				
197	PK0040801018	ELLCOT SPINNING MILLS LIMITED	ELSM	3/Apr/2000	10,612,451	1,097,327,433	10,950,000	96.92	10,950,000	96.92
198	PK0028301015	EMCO INDUSTRIES LIMITED	EMCO	14/May/2003	26,078,310	889,531,154	35,000,000	74.51	35,000,000	74.51
199	PK0102901011	EMP PPIC LIMITED - CLASS 'A'	EMPLA	13/Dec/2011	71,700	7,170,000	150,000	47.80	150,000	47.80
200	PK0102901029	EMP PPIC LIMITED - CLASS 'B' (NON-VOTING ORDINARY SHARES)	EMPLB	12/Jan/2012	112,500	11,250,000	150,000	75.00	150,000	75.00
201	PK0053001019	ENGLISH LEASING LIMITED - Freeze ***	ENGL	9/Jul/1998	6,634,300	-	8,000,000	82.93	8,000,000	82.93
202	PK0012101017	ENGRO CORPORATION LIMITED	ENGRO	1/Jul/1998	510,676,017	190,012,332,405	523,784,755	97.50	523,784,755	97.50
203	PK0110301014	ENGRO EXIMP (PRIVATE) LIMITED	EEPL	22/May/2015	114,139,993	1,141,399,930	114,140,000	100.00	114,140,000	100.00
204	PK0103001019	ENGRO EXIMP AGRIPRODUCTS (PRIVATE) LIMITED	EEAPPL	26/Dec/2011	190,798,196	1,907,981,960	190,860,900	99.97	190,860,900	99.97
205	PK0099701010	ENGRO FERTILIZERS LIMITED	EFERT	30/Dec/2010	1,100,617,829	66,697,440,437	1,335,299,375	82.42	1,335,299,375	82.42
206	PK0096501017	ENGRO FOODS LIMITED	EFOODS	4/May/2011	594,354,463	89,670,257,833	766,596,075	77.53	766,596,075	77.53
207	PK0092201018	ENGRO POLYMER & CHEMICALS LIMITED	EPCL	25/Apr/2008	280,012,301	8,809,186,989	663,468,788	42.20	663,468,788	42.20
208	PK0102701015	ENGRO POWERGEN QADIRPUR LIMITED	EPQL	8/Sep/2011	93,613,806	3,263,377,277	323,800,000	28.91	323,800,000	28.91
209	PK0093901012	ESCORTS CAPITAL LIMITED	ESCL	29/Aug/2008	17,500,400	175,004,000	17,500,400	100.00	17,500,400	100.00
210	PK0074401016	ESCORTS INVESTMENT BANK LIMITED	ESBL	10/Jun/1998	44,088,470	860,606,934	44,100,000	99.97	44,100,000	99.97
211	PK0026101011	EXIDE PAKISTAN LIMITED	EXIDE	22/Oct/2004	7,415,921	7,523,451,855	7,768,618	95.46	7,768,618	95.46
212	PK0053201015	FAISAL SPINNING MILLS LIMITED	FASM	17/Jan/2001	2,199,100	654,232,250	10,000,000	21.99	10,000,000	21.99
213	PK0028401013	FARAN SUGAR MILLS LIMITED	FRSM	21/Aug/2003	15,175,918	1,542,328,546	25,006,955	60.69	25,006,955	60.69
214	PK0107701010	FASHION TEXTILE MILLS (PVT.) LIMITED	FTML	1/Jan/2014	200,300	2,003,000	200,300	100.00	200,300	100.00
215	PK0053301013	FATEH INDUSTRIES LIMITED - Freeze ***	FIL	21/Jun/2012	42,365	-	2,000,000	2.12	2,000,000	2.12
216	PK0046201015	FATEH SPORTS WEAR LIMITED - Freeze ***	FSWL	21/Jun/2012	78,090	-	2,000,000	3.90	2,000,000	3.90
217	PK0005101016	FATEH TEXTILE MILLS LIMITED - Freeze ***	FTHM	21/Sep/1999	1,220,700	1,250,000	97.66	97.66	1,250,000	97.66
218	PK0021701013	FATIMA ENTERPRISES LIMITED	FAEL	23/Sep/2016	-	-	14,231,052	-	14,231,052	-
219	PK0091601010	FATIMA FERTILIZER COMPANY LIMITED	FATIMA	14/Jan/2008	1,491,179,888	47,106,372,662	2,100,000,000	71.01	2,100,000,000	71.01
220	PK0094801013	FAUJI AKBER PROTIA MARINE TERMINALS LIMITED	FAPMTL	30/Oct/2008	567,411,749	5,674,117,490	567,411,759	100.00	567,411,759	100.00
221	PK0074501013	FAUJI CEMENT COMPANY LIMITED	FCCL	30/Sep/1998	1,292,354,046	58,556,561,824	1,379,815,025	93.66	1,379,815,025	93.66
222	PK0074601011	FAUJI FERTILIZER BIN QASIM LIMITED	FBFL	12/Nov/1997	455,178,858	22,149,003,230	934,110,000	48.73	934,110,000	48.73
223	PK0053401011	FAUJI FERTILIZER COMPANY LIMITED	FFC	18/Mar/1998	1,124,609,468	108,277,399,579	1,272,238,247	88.40	1,272,238,247	88.40
224	PK0015801019	FAUJI FOODS LIMITED	FFL	17/Jul/1999	112,042,864	10,462,562,640	112,499,798	99.59	112,499,798	99.59
225	PK0015801027	FAUJI FOODS LIMITED (NON-VOTING ORDINARY SHARES)	FFLNV	3/Sep/2009	19,519,177	1,402,452,867	19,602,000	99.58	19,602,000	99.58
226	PK0094401012	FAUJI FRESH N FREEZE LIMITED	FFNL	5/Nov/2008	253,898,576	2,538,985,760	253,960,000	99.98	253,960,000	99.98
227	PK0040901016	FAWAD TEXTILE MILLS LIMITED - Freeze ***	FTM	5/Oct/2002	7,192,180	-	9,206,680	78.12	9,206,680	78.12
228	PK0094201016	FAYSAL ASSET MANAGEMENT LIMITED	FAML	22/Oct/2008	14,995,500	149,955,000	15,000,000	99.97	15,000,000	99.97
229	PK0070501017	FAYSAL BANK LIMITED	FABL	10/Dec/1997	1,285,012,247	30,981,645,275	1,319,736,109	97.37	1,319,736,109	97.37
230	PK0014901018	FAZAL CLOTH MILLS LIMITED	FZCM	21/Aug/2003	29,313,807	5,931,062,570	30,000,000	97.71	30,000,000	97.71
231	PK0059501012	FACTO CEMENT LIMITED	FECTC	30/Sep/1998	30,636,171	3,487,928,068	50,160,000	61.08	50,160,000	61.08
232	PK0021001018	FEROZE1888 MILLS LIMITED	FML	29/Aug/2003	374,754,065	50,756,690,564	376,800,968	99.46	376,800,968	99.46
233	PK0005201014	FEROZSONS LABORATORIES LIMITED	FEROZ	3/Mar/2001	21,343,941	10,590,863,524	30,186,841	70.71	30,186,841	70.71
234	PK0098901017	FINCA MICROFINANCE BANK LIMITED	FMBL	28/Aug/2009	634,888,711	6,348,887,110	634,888,711	100.00	634,888,711	100.00
235	PK0050801015	FIRST AL-NOOR MODARABA	FANM	10/Jun/1999	20,711,485	105,628,574	21,000,000	98.63	21,000,000	98.63
236	PK0078101018	FIRST CAPITAL EQUITIES LIMITED	FCEL	7/Nov/2001	107,480,700	967,326,300	141,335,500	76.05	141,335,500	76.05
237	PK0096401010	FIRST CAPITAL INVESTMENTS LIMITED	FCIL	3/Feb/2010	8,638,300	86,383,000	21,000,144	41.13	21,000,144	41.13
238	PK0063801010	FIRST CAPITAL SECURITIES CORPORATION LTD	FCSC	11/Dec/1997	241,675,839	1,249,464,088	316,610,112	76.33	316,610,112	76.33
239	PK0045601017	FIRST CONSTELLATION MODARABA - Freeze ***	FCONM	8/Aug/2003	2,762,537	-	6,462,500	42.75	6,462,500	42.75
240	PK0094101018	FIRST CREDIT AND INVESTMENT BANK LIMITED	FCIBL	9/Aug/2008	64,764,705	569,929,404	65,000,000	99.64	65,000,000	99.64
241	PK0063401019	FIRST DAWOOD INVESTMENT BANK LIMITED	FDIBL	1/Jul/1998	145,488,652	644,514,728	148,390,023	98.04	148,390,023	98.04
242	PK0052901011	FIRST ELITE CAPITAL MODARABA	FECM	13/Aug/2003	9,715,443	39,056,081	11,340,000	85.67	11,340,000	85.67
243	PK0053101017	FIRST EQUITY MODARABA	FEM	5/Dec/2000	43,690,524	280,930,069	52,440,000	83.32	52,440,000	83.32
244	PK0053601016	FIRST FIDELITY LEASING MODARABA	FFLM	5/Oct/1998	22,492,753	92,220,287	26,413,804	85.16	26,413,804	85.16
245	PK0029901011	FIRST HABIB MODARABA	FHAM	4/Jun/1999	190,760,975	2,079,294,628	201,600,000	94.62	201,600,000	94.62



# DETAIL OF ORDINARY & PREFERENCE SHARES

S. No.	Security Id	Security Name	Short Name	Live / Setup Date	Shares in CDS		Paid-up Capital/Total Issue incl. GOP holding	% of Shares available with ref: to paid up capital including GoP holding	Paid-up Capital/Total Issue excl. GOP holding	% of Shares available with ref: to paid up capital excluding GoP holding
					Available	Market Value				
246	PK0041301018	FIRST IBL MODARABA	FIBLM	3/Apr/2004	19,139,317	80,385,131	20,187,500	0.00	20,187,500	94.81
247	PK0065101013	FIRST IMROOZ MODARABA	FIMM	30/Nov/1999	2,655,200	612,023,600	3,000,000	88.51	3,000,000	88.51
248	PK0080301010	FIRST NATIONAL BANK MODARABA	FNBM	6/Dec/2003	24,173,399	93,067,586	25,000,000	96.69	25,000,000	96.69
249	PK0082301018	FIRST NATIONAL EQUITIES LIMITED	FNEL	22/Oct/2004	141,777,303	1,627,603,438	141,809,831	99.98	141,809,831	99.98
250	PK0048301011	FIRST PAK MODARABA	PAKMI	1/Jul/1999	9,998,036	32,993,519	12,540,000	79.73	12,540,000	79.73
251	PK0072201012	FIRST PARAMOUNT MODARABA	FPRM	9/Aug/2003	5,875,446	55,875,491	13,788,416	42.61	13,788,416	42.61
252	PK0042801016	FIRST PRUDENTIAL MODARABA	PMI	19/May/1999	76,398,043	215,442,481	87,217,660	87.59	87,217,660	87.59
253	PK0061301013	FIRST PUNJAB MODARABA	FPJM	14/May/1999	31,026,607	250,074,452	34,020,000	91.20	34,020,000	91.20
254	PK0088401010	FIRST TREET MANUFACTURING MODARABA	FTMM	12/Jan/2007	195,584,549	9,515,188,309	195,599,994	99.99	195,599,994	99.99
255	PK0043901013	FIRST TRI-STAR MODARABA	FTSM	20/Aug/2003	17,585,701	193,266,854	21,163,104	83.10	21,163,104	83.10
256	PK0049801019	FIRST UDL MODARABA	FUDLM	31/May/1999	21,848,168	808,819,179	26,386,600	82.80	26,386,600	82.80
257	PK0100701017	FIRST WOMEN BANK LIMITED *	FWBL	6/Aug/2010	61,624,008	616,240,080	349,411,250	17.64	69,322,457	88.89
258	PK0089401019	FLYING CEMENT COMPANY LIMITED	FLYNG	12/Apr/2007	175,599,747	3,952,750,305	176,000,000	99.77	176,000,000	99.77
259	PK0108201010	FOUNDATION WIND ENERGY - II (PRIVATE) LIMITED	FWEPL	21/Apr/2014	-	-	19,587,467	-	19,587,467	-
260	PK0108101012	FOUNDATION WIND ENERGY-I LIMITED	FWEL	21/Apr/2014	-	-	211,640,306	-	211,640,306	-
261	PK0053801012	FRONTIER CERAMICS LIMITED	FRCL	4/Sep/2003	34,630,109	332,449,046	37,873,821	91.44	37,873,821	91.44
262	PK0064101014	GADDOON TEXTILE MILLS LIMITED	GADT	14/Jan/2002	27,447,209	6,649,086,380	28,029,583	97.92	28,029,583	97.92
263	PK0002501010	GAMMON PAKISTAN LIMITED	GAMON	18/Dec/2003	3,525,910	147,206,743	28,266,231	12.47	28,266,231	12.47
264	PK0053901010	GATRON (INDUSTRIES) LIMITED	GATI	16/Sep/1998	6,457,040	613,483,370	38,364,480	16.83	38,364,480	16.83
265	PK0064201012	GENERTECH PAKISTAN LIMITED - - Freeze ***	GENP	8/Dec/1998	17,348,308	-	19,800,000	87.62	19,800,000	87.62
266	PK0007101014	GHANDHARA INDUSTRIES LIMITED	GHNI	12/Aug/2003	15,489,133	12,392,855,313	21,304,422	72.70	21,304,422	72.70
267	PK0059701018	GHANDHARA NISSAN LIMITED	GHNL	30/Oct/1998	35,328,122	9,115,008,757	45,002,482	78.50	45,002,482	78.50
268	PK0054001018	GHANI AUTOMOBILE INDUSTRIES LIMITED	GAIL	11/Mar/2005	49,535,562	733,126,318	50,000,000	99.07	50,000,000	99.07
269	PK0099101013	GHANI GASES LIMITED	GGL	11/Nov/2009	61,286,704	1,950,755,788	124,781,286	49.12	124,781,286	49.12
270	PK0064301010	GHANI GLASS LIMITED	GHGL	25/Jun/2002	129,824,390	11,964,615,782	219,248,042	59.21	219,248,042	59.21
271	PK0109601010	GHANI GLOBAL GLASS LIMITED	GGGL	3/Mar/2015	74,918,385	1,762,829,599	100,000,000	74.92	100,000,000	74.92
272	PK0013401010	GHANI VALUE GLASS LIMITED	GVGL	5/Dec/2005	3,285,827	77,216,935	29,951,625	10.97	29,951,625	10.97
273	PK0005701013	GHARIBWAL CEMENT LIMITED	GWLC	30/Sep/1998	399,449,635	22,049,619,852	400,273,960	99.79	400,273,960	99.79
274	PK0054101016	GHAZI FABRICS INTERNATIONAL LIMITED	GFIL	8/Jun/2006	3,087,800	29,334,100	32,635,600	9.46	32,635,600	9.46
275	PK0034001013	GILLETTE PAKISTAN LIMITED	GLPL	4/Aug/1999	4,383,396	1,374,194,646	19,200,000	22.83	19,200,000	22.83
276	PK0059801016	GLAMOUR TEXTILE MILLS LIMITED	GLAT	23/Jun/2003	2,020,289	104,974,216	26,640,000	7.58	26,640,000	7.58
277	PK0112101016	GLAXOSMITHKLINE CONSUMER HEALTHCARE PAKISTAN LIMITED	GSKCH	1/Jul/2016	15,367,394	3,874,888,397	95,550,183	16.08	95,550,183	16.08
278	PK0001301016	GLAXOSMITHKLINE PAKISTAN LIMITED	GLAXO	10/Feb/1999	51,290,286	11,215,133,937	318,467,278	16.11	318,467,278	16.11
279	PK0110901011	GLOBAL ARTS LIMITED	GAL	28/Oct/2015	170,640,690	1,706,406,900	170,641,190	100.00	170,641,190	100.00
280	PK0032301019	GOC (PAK) LIMITED	GOC	1/May/1999	1,115,843	68,769,404	7,349,341	15.18	7,349,341	15.18
281	PK0027201018	GOLDEN ARROW SELECTED STOCKS FUND LTD.	GASF	11/Mar/2003	147,910,492	2,079,621,518	152,098,344	97.25	152,098,344	97.25
282	PK0106101014	GOODLUCK INDUSTRIES LIMITED	GIL	16/Aug/2013	116	58,000	300,000	0.04	300,000	0.04
283	PK0076401014	GRAYS LEASING LTD.	GRYL	15/Jul/1998	12,657,506	70,249,158	21,500,000	58.87	21,500,000	58.87
284	PK0015201012	GUL AHMED TEXTILE MILLS LIMITED	GATM	29/Jul/1999	293,024,548	13,901,084,557	297,079,604	98.64	297,079,604	98.64
285	PK0106701011	GUL AHMED WIND POWER LIMITED	GAWPL	10/24/2013	321,798,065	3,217,980,650	321,798,065	100.00	321,798,065	100.00
286	PK0064601013	GULISTAN SPINNING MILLS LIMITED - Freeze ***	GUSM	16/Mar/2000	11,868,154	-	14,641,000	81.06	14,641,000	81.06
287	PK0012301013	GULISTAN TEXTILE MILLS LIMITED - Freeze ***	GUTM	3/Mar/2003	6,676,628	-	18,983,899	35.17	18,983,899	35.17
288	PK0036901012	GULSHAN SPINNING MILLS LIMITED	GSPM	3/Apr/2000	20,632,537	-	22,225,038	92.83	22,225,038	92.83
289	PK0089201013	HABIB ASSET MANAGEMENT LIMITED	HAML	24/Mar/2007	21,278,818	212,788,180	23,000,000	92.52	23,000,000	92.52
290	PK0100801015	HABIB BANK FINANCIAL SERVICES (PVT) LIMITED	HBFSL	30/Jun/2010	3,249,998	32,499,980	3,250,000	100.00	3,250,000	100.00
291	PK0085101019	HABIB BANK LIMITED	HBL	17/Jan/2006	1,452,989,253	393,832,737,026	1,466,852,508	99.05	1,466,852,508	99.05
292	PK0104701013	HABIB FARMS (PRIVATE) LIMITED	HIFPL	6/Jul/2012	6,225,000	62,250,000	6,225,000	100.00	6,225,000	100.00
293	PK0000301017	HABIB INSURANCE COMPANY LIMITED	HICL	10/Dec/1998	70,043,794	1,155,722,601	123,874,755	56.54	123,874,755	56.54
294	PK0104401010	HABIB METRO PAKISTAN (PRIVATE) LIMITED	HMPPL	28/Jun/2012	340,088,509	3,400,885,090	340,088,520	100.00	340,088,520	100.00

# DETAIL OF ORDINARY & PREFERENCE SHARES

S. No.	Security Id	Security Name	Short Name	Live / Setup Date	Shares in CDS		Paid-up Capital/Total Issue incl. GOP holding	% of Shares available with ref: to paid up capital including GoP holding	Paid-up Capital/Total Issue excl. GOP holding	% of Shares available with ref: to paid up capital excluding GoP holding
					Available	Market Value				
295	PK0055401019	HABIB METROPOLITAN BANK LIMITED	HMB	4/Mar/1998	1,019,626,686	37,165,392,705	1,047,831,480	97.31	1,047,831,480	97.31
296	PK0111101017	HABIB METROPOLITAN MODARABA MANAGEMENT COMPANY LIMITED	HMMMPL	29/Jan/2016	749,998	7,499,980	750,000	100.00	750,000	100.00
297	PK0100301016	HABIB MODARABA MANAGEMENT (PRIVATE) LIMITED	HMMPL	26/Aug/2010	-	-	1,500,000	-	1,500,000	-
298	PK0106201012	HABIB SAFE DEPOSIT VAULT (PRIVATE) LIMITED	HSDVPL	17/May/2013	259,800	1,299,000	260,000	99.92	260,000	99.92
299	PK0006801010	HABIB SUGAR MILLS LIMITED	HABSM	18/Nov/1998	81,224,468	3,541,386,805	150,000,000	54.15	150,000,000	54.15
300	PK0026401015	HABIB-ADM LIMITED	HAL	11/May/2001	7,255,869	183,138,134	40,000,000	18.14	40,000,000	18.14
301	PK0001701017	HAFIZ LIMITED	HAFL	8/Jun/2012	34,464	5,979,504	1,200,000	2.87	1,200,000	2.87
302	PK0064701011	HAJI MOHAMMAD ISMAIL MILLS LTD	HMIM	2/Sep/2003	11,858,036	97,828,797	11,975,040	99.02	11,975,040	99.02
303	PK0041201010	HAJRA TEXTILE MILLS LIMITED - Freeze ***	HAJT	7/Jul/2003	1,987,705	-	13,750,000	14.46	13,750,000	14.46
304	PK0046601016	HALA ENTERPRISES LIMITED	HAEL	7/Mar/2011	1,396,422	13,615,115	6,804,000	20.52	6,804,000	20.52
305	PK0101701016	HALMORE POWER GENERATION COMPANY LIMITED	HPGCL	7/Apr/2011	75,000,000	750,000,000	601,658,344	12.47	601,658,344	12.47
306	PK0111901010	HARTFORD ALTERNATIVE ENERGY (PRIVATE) LIMITED	HAEPL	4/Apr/2016	15,402,000	154,020,000	15,402,000	100.00	15,402,000	100.00
307	PK0108001014	HASCOL PETROLEUM LIMITED	HASCOL	20/Jan/2014	118,919,678	45,380,938,322	120,679,200	98.54	120,679,200	98.54
308	PK0064801019	HASEEB WAQAS SUGAR MILLS LIMITED	HWQS	23/Nov/1998	32,062,660	478,054,261	32,400,000	98.96	32,400,000	98.96
309	PK0042901014	HASSAN ALI RICE EXPORT CO. LIMITED	HARECL	13/Aug/2003	4,692,802	46,928,020	4,758,663	98.62	4,758,663	98.62
310	PK0000401015	HAYDARI CONSTRUCTION COMPANY LIMITED	HADC	11/Mar/2004	5,882,215	100,350,588	6,400,000	91.91	6,400,000	91.91
311	PK0086201016	HBL ASSET MANAGEMENT LIMITED	HBLAML	30/Mar/2009	10,000,000	100,000,000	10,000,000	100.00	10,000,000	100.00
312	PK0070701013	HIGHNOON LABORATORIES LIMITED	HINOON	10/Feb/1999	22,560,640	13,174,285,728	25,542,316	88.33	25,542,316	88.33
313	PK0034101011	HINOPAK MOTORS LIMITED	HINO	30/Jun/1999	1,304,599	1,972,801,562	12,400,600	10.52	12,400,600	10.52
314	PK0083301017	HIRA TEXTILE MILLS LIMITED	HIRAT	12/Feb/2007	50,544,517	590,359,959	86,577,920	58.38	86,577,920	58.38
315	PK0111201015	HI-TECH LUBRICANTS LIMITED	HTL	25/Feb/2016	28,546,400	3,386,744,896	116,004,000	24.61	116,004,000	24.61
316	PK0064901017	HONDA ATLAS CARS (PAKISTAN) LIMITED	HCAR	6/Aug/1998	69,149,312	59,836,282,660	142,800,000	48.42	142,800,000	48.42
317	PK0114801019	HUB POWER HOLDINGS LIMITED	HUBPHL	27/Apr/2017	-	-	100,000,000	-	100,000,000	-
318	PK0031301010	HUFFAZ SEAMLESS PIPE INDUSTRIES LIMITED	HSPI	29/Jul/2003	19,277,128	1,211,953,037	55,484,300	34.74	55,484,300	34.74
319	PK0083801016	HUM NETWORK LIMITED	HUMNL	19/Jul/2005	942,426,370	11,572,995,824	945,000,000	99.73	945,000,000	99.73
320	PK0001401014	HUSEIN INDUSTRIES LIMITED - Freeze ***	HUSI	11/Dec/2004	3,777,760	-	10,625,852	35.55	10,625,852	35.55
321	PK0011001010	HUSEIN SUGAR MILLS LIMITED	HSM	23/Nov/1998	15,615,220	1,102,122,228	17,000,000	91.85	17,000,000	91.85
322	PK0095501018	IBL HEALTHCARE LIMITED	IBLHL	14/Feb/2009	23,368,680	3,171,363,563	49,170,550	47.53	49,170,550	47.53
323	PK0102601017	IBL MODARABA MANAGEMENT (PRIVATE) LIMITED	IMML	9/Sep/2011	1,248,500	12,485,000	1,250,000	99.88	1,250,000	99.88
324	PK0070801011	IBRAHIM FIBRES LIMITED	IBFL	22/Apr/1998	286,429,136	19,763,610,384	310,507,000	92.25	310,507,000	92.25
325	PK0047501017	ICC TEXTILES LIMITED	ICCT	24/Sep/2003	23,305,150	-	30,001,120	77.68	30,001,120	77.68
326	PK0003101018	ICI PAKISTAN LIMITED	ICI	30/Sep/1998	91,023,551	105,311,517,800	92,359,050	98.55	92,359,050	98.55
327	PK0046901010	IDEAL SPINNING MILLS LIMITED	IDSM	26/Apr/2005	3,187,400	29,005,340	9,920,000	32.13	9,920,000	32.13
328	PK0054301012	IDREES TEXTILE MILLS LIMITED	IDRT	8/Aug/2003	13,617,280	305,299,418	18,048,000	75.45	18,048,000	75.45
329	PK0032601012	IGI INSURANCE LIMITED	IGIIL	9/Dec/1998	38,618,150	13,582,775,718	122,689,531	31.48	122,689,531	31.48
330	PK0041001014	IGI INVESTMENT BANK LIMITED	IGIBL	22/Apr/1998	207,142,337	724,998,180	212,102,550	97.66	212,102,550	97.66
331	PK0069401013	IGI LIFE INSURANCE LIMITED	IGIL	11/Jul/2005	59,561,261	7,802,525,191	60,500,000	98.45	60,500,000	98.45
332	PK0113901018	IJARA CAPITAL PARTNERS LIMITED	ICPL	10/Feb/2017	15,000,000	150,000,000	15,000,000	100.00	15,000,000	100.00
333	PK0093001011	IMPERIAL SUGAR LIMITED	IMSL	15/May/2008	28,961,278	1,095,315,534	99,020,000	29.25	99,020,000	29.25
334	PK0115001015	INBOX BUSINESS TECHNOLOGIES LIMITED	IBTL	26/May/2017	-	-	7,101,230	-	7,101,230	-
335	PK0006901018	INDUS DYEING AND MANUFACTURING CO. LTD.	IDYM	13/Aug/2001	17,891,335	11,468,345,735	18,073,730	98.99	18,073,730	98.99
336	PK0103401011	INDUS LYALLPUR LIMITED	ILPL	30/Jan/2012	71,540,000	715,400,000	71,540,000	100.00	71,540,000	100.00
337	PK0054501017	INDUS MOTOR COMPANY LIMITED	INDU	6/May/1998	13,349,112	25,429,657,887	78,600,000	16.98	78,600,000	16.98
338	PK0115201011	INDUS WIND ENERGY LIMITED	IWEL	29/May/2017	-	-	4,000,000	-	4,000,000	-
339	PK0090701019	INNOVATIVE INVESTMENT BANK LIMITED - Freeze ***	IVIBL	18/Jul/2007	570,330	5,703,300	84,392,284	0.68	84,392,284	0.68
340	PK0114501023	INTERLOOP LIMITED - NON-VOTING ORDINARY SHARES	ILLNV	21/Apr/2017	338,499	3,384,990	338,499	100.00	338,499	100.00
341	PK0108501013	INTERNATIONAL BRANDS LIMITED	INBL	21/May/2014	155,941,606	1,559,416,606	235,082,696	66.33	235,082,696	66.33
342	PK0028501010	INTERNATIONAL INDUSTRIES LIMITED	INIL	16/Oct/1998	118,052,016	44,762,963,427	119,892,619	98.46	119,892,619	98.46
343	PK0065401017	INTERNATIONAL KNITWEAR LIMITED	INKL	28/Feb/2008	7,101,529	104,392,476	9,675,000	73.40	9,675,000	73.40

# DETAIL OF ORDINARY & PREFERENCE SHARES

S. No.	Security Id	Security Name	Short Name	Live / Setup Date	Shares in CDS		Paid-up Capital/Total Issue incl. GOP holding	% of Shares available with ref: to paid up capital including GoP holding	Paid-up Capital/Total Issue excl. GOP holding	% of Shares available with ref: to paid up capital excluding GoP holding
					Available	Market Value				
344	PK0111801012	INTERNATIONAL PACKAGING FILMS (PRIVATE) LIMITED	IPFPL	25/Feb/2016	41,400,000	414,000,000	41,700,000	99.28	41,700,000	99.28
345	PK0102001010	INTERNATIONAL STEELS LIMITED	ISL	6/May/2011	189,644,228	30,671,160,994	435,000,000	43.60	435,000,000	43.60
346	PK0059101011	INVEST CAPITAL INVESTMENT BANK LIMITED	ICIBL	3/Jun/1998	273,804,118	709,152,666	284,866,896	96.12	284,866,896	96.12
347	PK0101101019	INVEST CAPITAL MARKETS LIMITED	ICML	16/Sep/2010	15,000,000	150,000,000	15,000,003	100.00	15,000,003	100.00
348	PK0105001017	ISE TOWERS REIT MANAGEMENT COMPANY LIMITED	ISETRMCL	15/Aug/2012	367,186,963	3,671,869,630	367,186,963	100.00	367,186,963	100.00
349	PK0037201016	ISHAQ TEXTILE MILLS LIMITED	ISTM	29/Jan/1999	2,269,634	26,781,681	9,660,000	23.50	9,660,000	23.50
350	PK0019501011	ISLAND TEXTILE MILLS LTD.	ILTM	12/Jul/2001	473,600	446,505,344	500,000	94.72	500,000	94.72
351	PK0041501013	ISMAIL INDUSTRIES LIMITED	ISIL	14/May/1999	63,664,122	24,617,006,054	63,804,750	99.78	63,804,750	99.78
352	PK0103701014	ITMINDS LIMITED	ITMINDS	9/Mar/2012	4,999,995	49,999,950	5,000,000	100.00	5,000,000	100.00
353	PK0115101013	ITTEFAQ IRON INDUSTRIES LIMITED	ITTEFAQ	10/May/2017	5,000,000	50,000,000	89,471,240	5.59	89,471,240	5.59
354	PK0078901011	ITTEHAD CHEMICALS LIMITED	ICL	14/Apr/2003	30,037,092	1,052,199,333	65,000,000	46.21	65,000,000	46.21
355	PK0054601015	J. A. TEXTILE MILLS LIMITED	JATM	31/Aug/2007	1,889,600	11,337,600	12,601,160	15.00	12,601,160	15.00
356	PK0041601011	J. K. SPINNING MILLS LIMITED	JKSM	28/Jun/2004	4,614,299	127,170,080	73,083,930	6.31	73,083,930	6.31
357	PK0060301014	JAHANGIR SIDDIQUI & CO. LTD.	JSCL	4/Mar/1998	913,937,033	22,638,220,307	915,942,388	99.78	915,942,388	99.78
358	PK0006001017	JANANA DE MALUCHO TEXTILE MILLS LIMITED	JDMT	12/Aug/2003	1,053,204	127,437,684	4,784,850	22.01	4,784,850	22.01
359	PK0074901015	JAPAN POWER GENERATION LIMITED	JPGL	22/Aug/1998	148,188,721	829,856,838	156,037,591	94.97	156,037,591	94.97
360	PK0019701017	JAUHARABAD SUGAR MILLS LIMITED	JSML	13/Aug/2004	10,586,334	673,608,432	22,482,513	47.09	22,482,513	47.09
361	PK0065601012	JAVED OMER VOHRA & COMPANY LIMITED - Freeze ***	JOVC	18/Mar/1998	50,549,066	-	50,820,000	99.47	50,820,000	99.47
362	PK0006101015	JAVEDAN CORPORATION LIMITED	JVDC	6/Oct/1998	128,776,467	4,389,989,760	129,368,399	99.54	129,368,399	99.54
363	PK0006102013	JAVEDAN CORPORATION LTD. -12% CUM, N.VOT, CONV&RED PREF. SHARES	JVDCPS	29/Dec/2011	91,380,800	1,827,616,000	91,471,300	99.90	91,471,300	99.90
364	PK0054701013	JDW SUGAR MILLS LIMITED	JDWS	18/Jan/2003	51,861,010	24,012,166,240	59,776,661	86.76	59,776,661	86.76
365	PK0005401010	JOHNSON & PHILLIPS (PAKISTAN) LIMITED	JOPP	23/Jul/2004	2,148,763	66,912,480	5,450,000	39.43	5,450,000	39.43
366	PK0088201014	JS BANK LIMITED	JSBL	29/Dec/2006	1,067,952,936	9,867,885,129	1,072,464,262	99.58	1,072,464,262	99.58
367	PK0088202012	JS BANK LIMITED - PREFERENCE SHARES	JSBLPS	20/Feb/2014	149,994,948	1,499,949,480	150,000,000	100.00	150,000,000	100.00
368	PK0082801017	JS GLOBAL CAPITAL LIMITED	JSGCL	15/Jan/2005	37,930,494	2,275,829,640	38,007,000	-	38,007,000	99.80
369	PK0086001010	JS INVESTMENTS LIMITED	JSIL	25/Jul/2006	80,056,620	1,140,806,835	80,171,818	99.86	80,171,818	99.86
370	PK0001901013	JUBILEE GENERAL INSURANCE COMPANY LIMITED	JGICL	9/Dec/1998	109,017,882	10,901,788,200	180,446,574	60.42	180,446,574	60.42
371	PK0074201010	JUBILEE LIFE INSURANCE COMPANY LIMITED	JLICL	4/Apr/2005	73,213,254	54,177,807,960	79,330,680	92.29	79,330,680	92.29
372	PK0020901010	JUBILEE SPINNING & WEAVING MILLS LIMITED	JUBS	12/Aug/2003	31,396,165	293,240,181	32,491,205	96.63	32,491,205	96.63
373	PK0060401012	KARAM CERAMICS LIMITED	KCL	17/Aug/2002	3,984,027	103,983,105	14,548,676	27.38	14,548,676	27.38
374	PK0015401018	KARIM COTTON MILLS LIMITED - Freeze ***	KACM	7/Aug/2014	-	-	1,183,294	-	1,183,294	-
375	PK0076301016	KASB CORPORATION LIMITED	KCORP	29/Jul/1998	8,594	85,940	557,773,090	0.00	557,773,090	0.00
376	PK0092301016	KASB FUNDS LIMITED	KASBFL	5/Mar/2008	30,972,941	309,729,410	32,181,818	96.24	32,181,818	96.24
377	PK0097401019	KASB INVEST (PRIVATE) LIMITED	KASBIL	1/Jun/2009	28,885,000	288,850,000	29,050,000	99.43	29,050,000	99.43
378	PK0042001013	KASB MODARABA	KASBM	4/Jun/2003	46,035,145	104,960,131	48,066,480	95.77	48,066,480	95.77
379	PK0000501012	K-ELECTRIC LIMITED *	KELE	8/Jul/1998	20,883,350,514	152,866,125,762	27,615,194,246	75.62	20,888,281,969	99.98
380	PK0060501019	KHAIRPUR SUGAR MILLS LIMITED	KPUS	24/May/2012	7,844,600	243,182,600	16,017,500	48.98	16,017,500	48.98
381	PK0041701019	KHALID SIRAJ TEXTILE MILLS LIMITED	KSTM	23/Jul/2003	2,543,706	23,402,095	10,700,000	23.77	10,700,000	23.77
382	PK0097001017	KHAN HOUSING & AGRICULTURE NETWORK LIMITED	KHANL	30/Apr/2009	6,625,889	66,258,890	12,616,432	52.52	12,616,432	52.52
383	PK0037401012	KHURSHID SPINNING MILLS LIMITED - Freeze ***	KHSM	18/Feb/2015	-	-	13,174,800	-	13,174,800	-
384	PK0094501019	KHUSHALI MICROFINANCE BANK LIMITED	KBL	30/Oct/2008	170,500,000	1,705,000,000	170,500,000	100.00	170,500,000	100.00
385	PK0006201013	KHYBER TEXTILE MILLS LIMITED	KHYT	17/Aug/2012	18,415	1,274,318	1,227,503	1.50	1,227,503	1.50
386	PK0012401011	KHYBER TOBACCO COMPANY LIMITED	KHTC	31/Aug/2010	62,710	51,698,124	1,201,841	5.22	1,201,841	5.22
387	PK0075001013	KOHAT CEMENT COMPANY LIMITED	KOHC	30/Sep/1998	153,861,247	36,226,630,606	154,508,689	99.58	154,508,689	99.58
388	PK0015501015	KOHAT TEXTILE MILLS LIMITED	KOHTM	9/Jul/2003	20,532,062	355,409,993	20,800,000	98.71	20,800,000	98.71
389	PK0071101015	KOHINOOR ENERGY LIMITED	KOHE	14/Oct/1998	104,800,509	4,325,117,006	169,458,614	61.84	169,458,614	61.84
390	PK0003201016	KOHINOOR INDUSTRIES LIMITED	KOIL	8/Jun/2004	28,907,054	283,794,731	30,302,543	95.39	30,302,543	95.39
391	PK0041801017	KOHINOOR MILLS LIMITED	KML	24/Dec/1998	50,475,387	2,480,865,271	50,911,011	99.14	50,911,011	99.14
392	PK0060601017	KOHINOOR POWER COMPANY LIMITED	KOHP	25/Nov/1998	12,304,121	109,629,718	12,600,000	97.65	12,600,000	97.65



# DETAIL OF ORDINARY & PREFERENCE SHARES

S. No.	Security Id	Security Name	Short Name	Live / Setup Date	Shares in CDS		Paid-up Capital/Total Issue incl. GOP holding	% of Shares available with ref: to paid up capital including GoP holding	Paid-up Capital/Total Issue excl. GOP holding	% of Shares available with ref: to paid up capital excluding GoP holding
					Available	Market Value				
393	PK0028601018	KOHINOOR SPINNING MILLS LIMITED	KOSM	4/Jul/2003	66,768,242	391,261,898	130,000,000	51.36	130,000,000	51.36
394	PK0018101011	KOHINOOR TEXTILE MILLS LIMITED	KTML	6/Jun/2000	280,185,965	30,582,298,080	282,355,148	99.23	282,355,148	99.23
395	PK0083101011	KOT ADDU POWER COMPANY LIMITED *	KAPCO	15/Mar/2005	455,230,213	34,369,881,082	880,253,228	51.72	477,689,666	95.30
396	PK0023501015	KSB PUMPS COMPANY LIMITED	KSBP	3/Dec/1998	5,277,124	1,862,455,373	13,200,000	39.98	13,200,000	39.98
397	PK0097601014	LAKSON INVESTMENTS LIMITED	LIL	1/Jul/2009	29,989,990	299,899,900	30,000,000	99.97	30,000,000	99.97
398	PK0100501011	LAL PIR POWER LIMITED	LPL	6/May/2010	379,379,894	7,777,287,827	379,838,732	99.88	379,838,732	99.88
399	PK0055101015	LANDMARK SPINNING INDUSTRIES LIMITED	LMSM	15/Aug/2003	7,795,690	62,053,692	12,123,700	64.30	12,123,700	64.30
400	PK0066101012	LEATHER UP LIMITED	LEUL	26/Mar/1999	1,739,600	44,551,156	6,000,000	28.99	6,000,000	28.99
401	PK0028701016	LEINER PAK GELATINE LIMITED	LPGL	24/Mar/2007	753,037	24,511,354	7,500,000	10.04	7,500,000	10.04
402	PK0013901019	LIBERTY MILLS LIMITED	LIBM	29/Jul/2003	22,725,865	227,258,650	23,095,308	98.40	23,095,308	98.40
403	PK0003801013	LINDE PAKISTAN LIMITED	LINDE	11/Feb/1999	8,992,729	2,433,432,467	25,038,720	35.92	25,038,720	35.92
404	PK0098001016	LOADS LIMITED	LOADS	20/Jun/2009	135,483,153	6,631,900,339	137,500,000	98.53	137,500,000	98.53
405	PK0077901012	LOTTE CHEMICAL PAKISTAN LIMITED	LOTCHEM	23/Aug/2001	1,507,526,042	16,703,388,545	1,514,207,208	99.56	1,514,207,208	99.56
406	PK0104901019	LSE FINANCIAL SERVICES LIMITED	LSEFSL	9/Aug/2012	128,284,200	1,282,842,000	128,284,200	100.00	128,284,200	100.00
407	PK0071501016	LUCKY CEMENT LIMITED	LUCK	4/Mar/1998	222,611,142	191,271,945,429	323,375,000	68.84	323,375,000	68.84
408	PK0108301018	LUCKY COTTON MILLS (PVT) LIMITED	LCMPL	28/Apr/2014	22,780,000	22,780,000	22,780,000	100.00	22,780,000	100.00
409	PK0103301013	LUCKY ENERGY (PRIVATE) LIMITED	LEPL	18/Jan/2012	2,400,000	24,000,000	2,400,000	100.00	2,400,000	100.00
410	PK0107001015	LUCKY KNITS (PRIVATE) LIMITED	LKPL	9/Dec/2013	3,002,000	30,020,000	6,004,000	50.00	6,004,000	50.00
411	PK0107201011	LUCKY ONE (PRIVATE) LIMITED	LOPL	10/Dec/2013	30	3,000	30	100.00	30	100.00
412	PK0107901016	LUCKY TEXTILE MILLS LIMITED	LTML	15/Jan/2014	200,000,000	2,000,000,000	200,000,000	100.00	200,000,000	100.00
413	PK0080901017	MACPAC FILMS LIMITED	MACFL	22/Mar/2004	16,852,747	715,062,055	38,886,000	43.34	38,886,000	43.34
414	PK0113501016	MACTER INTERNATIONAL LIMITED	MACTER	23/Dec/2016	182,254	1,822,540	39,144,351	0.47	39,144,351	0.47
415	PK0094001010	MAGNUS INVESTMENT ADVISORS LIMITED	MIAL	20/Aug/2008	86,438	86,438,000	119,000	72.64	119,000	72.64
416	PK0019801015	MAHMOOD TEXTILE MILLS LIMITED	MEHT	16/Feb/2004	1,190,102	267,058,889	15,000,000	7.93	15,000,000	7.93
417	PK0094701015	MAKRO-HABIB PAKISTAN LIMITED	MAKRO	17/Dec/2008	215,990,000	2,159,900,000	268,980,183	80.30	268,980,183	80.30
418	PK0047601015	MANDVIWALLA MAUSER PLASTIC IND. LTD. - Freeze ***	MWMP	1/Jul/2004	2,573,799	-	7,355,400	34.99	7,355,400	34.99
419	PK0066201010	MAPLE LEAF CEMENT FACTORY LIMITED	MLCF	30/Sep/1998	525,288,255	58,490,847,194	527,733,926	99.54	527,733,926	99.54
420	PK0055201013	MAQBOOL TEXTILE MILLS LIMITED	MQTM	7/Oct/2004	4,357,057	130,232,434	16,800,000	25.93	16,800,000	25.93
421	PK0066301018	MARI PETROLEUM COMPANY LIMITED *	MARI	5/Aug/1998	64,870,509	109,646,080,427	110,250,000	58.84	90,148,902	71.96
422	PK0034201019	MASOOD TEXTILE MILLS LIMITED	MSOT	23/Apr/2004	16,309,043	1,793,016,187	67,500,000	24.16	67,500,000	24.16
423	PK0034202017	MASOOD TEXTILE MILLS LTD-CUMULATIVE PREF SH.	MSOTPS	24/Aug/2005	31,166,668	275,513,345	31,166,668	100.00	31,166,668	100.00
424	PK0103601016	MATCO FOODS (PRIVATE) LIMITED	MFPL	23/Feb/2012	87,429,094	874,290,940	87,429,094	100.00	87,429,094	100.00
425	PK0105701012	MAYFAIR LIMITED	MAYFAIR	18/Jan/2013	39,999,900	399,999,000	39,999,900	100.00	39,999,900	100.00
426	PK0055601014	MCB BANK LIMITED	MCB	3/Sep/1997	1,003,992,729	221,179,598,199	1,113,030,748	90.20	1,113,030,748	90.20
427	PK0082101012	MCB-ARIF HABIB SAVINGS AND INVESTMENTS LIMITED	MCBAH	18/Sep/2004	71,905,893	2,049,317,951	72,000,000	99.87	72,000,000	99.87
428	PK0093601018	MEDIA TIMES LIMITED	MDTL	19/Dec/2008	177,058,809	692,299,943	178,851,010	99.00	178,851,010	99.00
429	PK0077401013	MEEZAN BANK LIMITED	MEBL	1/Aug/2000	1,002,391,722	83,198,512,926	1,002,737,895	99.97	1,002,737,895	99.97
430	PK0012501018	MEHRAN SUGAR MILLS LIMITED	MRNS	29/Mar/2003	30,690,426	5,962,842,868	32,031,245	95.81	32,031,245	95.81
431	PK0030301011	MERIT PACKAGING LIMITED	MERIT	24/Feb/1999	40,262,931	1,009,794,309	40,314,199	99.87	40,314,199	99.87
432	PK0104501017	METRO CASH & CARRY PAKISTAN (PRIVATE) LIMITED	MCCPPL	28/Jun/2012	201,529,288	2,015,292,880	806,117,160	25.00	806,117,160	25.00
433	PK0106501015	METRO POWER COMPANY LIMITED	MPCL	13/Sep/2013	331,005,257	3,310,052,570	331,005,257	100.00	331,005,257	100.00
434	PK0004601016	METROPOLITAN STEEL CORPORATION LIMITED - Freeze ***	MSCL	1/May/1999	26,504,265	-	30,977,600	85.56	30,977,600	85.56
435	PK0037601017	MIAN TEXTILE INDUSTRIES LIMITED	MTIL	15/Dec/2005	5,934,495	29,138,370	22,105,200	26.85	22,105,200	26.85
436	PK0009801017	MILLAT TRACTORS LIMITED	MTL	28/Oct/1998	27,232,682	41,590,568,931	44,292,543	61.48	44,292,543	61.48
437	PK0008101013	MIRPURKHAS SUGAR MILLS LIMITED	MIRKS	18/Nov/1998	11,329,453	2,008,938,606	12,268,219	92.35	12,268,219	92.35
438	PK0066701019	MIRZA SUGAR MILLS LIMITED	MZSM	1/Aug/2003	4,547,529	46,975,975	14,100,000	32.25	14,100,000	32.25
439	PK0060801013	MITCHELL'S FRUIT FARMS LIMITED	MFFL	20/Apr/1999	2,872,633	798,563,248	7,875,000	36.48	7,875,000	36.48
440	PK0104601015	MOBILINK MICROFINANCE BANK LIMITED	MMBL	11/Apr/2013	145,175,355	1,451,753,550	145,175,360	100.00	145,175,360	100.00

# DETAIL OF ORDINARY & PREFERENCE SHARES

S. No.	Security Id	Security Name	Short Name	Live / Setup Date	Shares in CDS		Paid-up Capital/Total Issue incl. GOP holding	% of Shares available with ref: to paid up capital including GoP holding	Paid-up Capital/Total Issue excl. GOP holding	% of Shares available with ref: to paid up capital excluding GoP holding
					Available	Market Value				
441	PK0032801018	MODARABA AL-MALI	MODAM	30/Jun/1999	16,504,211	63,046,086	18,423,945	89.58	18,423,945	89.58
442	PK0012601016	MOHAMMAD FAROOQ TEXTILE MILLS LIMITED	MFTM	2/Dec/1999	8,443,614	40,107,167	18,889,245	44.70	18,889,245	44.70
443	PK0015701011	MOONLITE (PAK) LIMITED - Freeze ***	MOON	14/Jan/2006	334,139	-	2,159,586	15.47	2,159,586	15.47
444	PK0100201018	MOTORWAY CNG OPERATOR COMPANY LIMITED **	MCOCL	22/Mar/2010	1,000	-	50,381,000	0.00	50,381,000	0.00
445	PK0066801017	MUBARAK TEXTILE MILLS LIMITED	MUBT	26/Jun/2006	661,900	4,944,393	5,400,000	12.26	5,400,000	12.26
446	PK0109901014	MUGHAL IRON AND STEEL INDUSTRIES LTD	MUGHAL	25/Mar/2015	30,766,377	2,794,817,687	125,799,825	24.46	125,799,825	24.46
447	PK0064001016	MUKHTAR TEXTILE MILLS LIMITED - Freeze ***	MUKT	8/Apr/2004	7,346,525	-	14,500,000	50.67	14,500,000	50.67
448	PK0000601010	MURREE BREWERY COMPANY LIMITED	MUREB	22/Sep/2000	10,890,910	8,206,736,321	23,053,025	47.24	23,053,025	47.24
449	PK0067001013	N. P. SPINNING MILLS LIMITED	NPSM	22/May/2007	315,841	9,083,587	14,700,000	2.15	14,700,000	2.15
450	PK0071601014	NADEEM TEXTILE MILLS LIMITED	NATM	16/Jan/2004	10,037,163	370,772,801	15,619,500	64.26	15,619,500	64.26
451	PK0034301017	NAGINA COTTON MILLS LIMITED	NAGC	3/Apr/2000	18,414,822	847,081,812	18,700,000	98.47	18,700,000	98.47
452	PK0114601013	NAROWAL ENERGY LIMITED	NEL	17/Mar/2017	392,188,342	3,921,883,420	392,188,346	100.00	392,188,346	100.00
453	PK0096301012	NATIONAL ASSET MANAGEMENT COMPANY LIMITED	NAMCL	17/Nov/2009	14,198,040	141,980,400	14,201,040	99.98	14,201,040	99.98
454	PK0111301013	NATIONAL BANK MODARABA MANAGEMENT COMPANY LIMITED	NBMMCL	8/Mar/2016	10,496,500	104,965,000	10,500,000	99.97	10,500,000	99.97
455	PK0078001010	NATIONAL BANK OF PAKISTAN *	NBP	10/Jan/2002	506,527,921	33,597,997,000	2,127,513,026	23.81	519,092,160	97.58
456	PK0037801013	NATIONAL FOODS LIMITED	NATF	2/Apr/1999	100,228,757	32,273,659,754	103,606,854	96.74	103,606,854	96.74
457	PK0096101016	NATIONAL INVESTMENT TRUST LIMITED	NIT	4/Dec/2014	841,352	84,135,200	950,400	88.53	950,400	88.53
458	PK0008201011	NATIONAL REFINERY LIMITED	NRL	21/Oct/1998	25,873,519	21,562,990,735	79,966,560	32.36	79,966,560	32.36
459	PK0109701018	NAZIR COTTON MILLS LIMITED	NCML	26/Mar/2015	17,557,209	104,289,821	23,000,000	76.34	23,000,000	76.34
460	PK0089101015	NBP FULLERTON ASSET MANAGEMENT LIMITED	NFAML	20/Apr/2007	24,999,994	24,999,994	24,999,994	100.00	24,999,994	100.00
461	PK0101201017	NBP LEASING LIMITED	NBPLL	5/Oct/2010	49,999,800	499,998,000	50,000,000	100.00	50,000,000	100.00
462	PK0025101012	NESTLE PAKISTAN LIMITED	NESTLE	1/Nov/2000	8,249,683	82,496,830,000	45,349,584	18.19	45,349,584	18.19
463	PK0084201018	NETSOL TECHNOLOGIES LIMITED	NETSOL	10/Aug/2005	45,526,455	3,017,493,437	89,635,923	50.79	89,635,923	50.79
464	PK0103501018	NEXT CAPITAL LIMITED	NEXT	28/Feb/2012	44,791,502	882,392,589	45,000,000	99.54	45,000,000	99.54
465	PK0079801012	NIB BANK LIMITED	NIB	16/Oct/2003	10,262,211,628	16,111,672,256	10,302,851,164	99.61	10,302,851,164	99.61
466	PK0075601010	NIMIR INDUSTRIAL CHEMICALS LIMITED	NICL	13/Jun/2001	110,096,830	5,857,151,356	110,590,546	99.55	110,590,546	99.55
467	PK0056501015	NIMIR RESINS LIMITED	NRSL	19/Feb/1999	275,167,475	2,743,419,726	276,557,856	99.50	276,557,856	99.50
468	PK0044301015	NIRALA MSR FOODS LIMITED - Freezed ***	NMFL	23/Jul/2012	7,897,895	-	16,589,500	47.61	16,589,500	47.61
469	PK0048001017	NISHAT (CHUNIAN) LIMITED	NCL	7/Apr/2000	136,135,027	8,147,681,366	240,221,556	56.67	240,221,556	56.67
470	PK0098301010	NISHAT CHUNIAN POWER LIMITED	NCPL	30/Sep/2009	179,525,919	7,879,392,585	367,346,939	48.87	367,346,939	48.87
471	PK0005501017	NISHAT MILLS LIMITED	NML	24/Feb/2000	258,767,171	44,564,882,190	351,599,848	73.60	351,599,848	73.60
472	PK0094301014	NISHAT POWER LIMITED	NPL	19/Sep/2008	172,997,523	8,042,654,844	354,088,500	48.86	354,088,500	48.86
473	PK0010501010	NOON SUGAR MILLS LIMITED	NONS	27/Nov/1998	14,942,394	1,569,549,066	16,517,453	90.46	16,517,453	90.46
474	PK0034401015	NORRIE TEXTILE MILLS LIMITED **	NORT	18/Mar/2008	59,845,300	-	59,860,000	99.98	59,860,000	99.98
475	PK0101601018	NRSP MICROFINANCE BANK LIMITED	NRSPMB	9/Mar/2011	149,836,401	1,498,364,010	149,837,201	100.00	149,837,201	100.00
476	PK0080201012	OIL & GAS DEVELOPMENT COMPANY LIMITED *	OGDC	29/Dec/2003	956,163,908	169,078,463,852	4,300,928,400	22.23	4,300,928,400	22.23
477	PK0100101010	OIL & GAS INVESTMENTS LIMITED	OGIL	20/Mar/2010	50,000,000	500,000,000	50,000,000	100.00	50,000,000	100.00
478	PK0018301017	OLYMPIA SPINNING & WEAVING MILLS LIMITED	OLSM	16/Sep/2000	11,932,745	187,702,079	12,000,000	99.44	12,000,000	99.44
479	PK0048101015	OLYMPIA TEXTILE MILLS LIMITED	OLTM	11/Aug/2003	1,095,196	14,785,146	10,804,000	10.14	10,804,000	10.14
480	PK0105301011	ORANGE REITS MANAGEMENT COMPANY LIMITED	ORMCL	4/Dec/2012	5,000,000	50,000,000	5,000,000	100.00	5,000,000	100.00
481	PK0034501012	ORIX LEASING PAKISTAN LIMITED	OLPL	15/Jul/1998	80,848,426	3,478,099,287	82,082,794	98.50	82,082,794	98.50
482	PK0032401017	ORIX MODARABA	ORIXM	5/Aug/1998	40,704,388	921,954,388	45,383,530	89.69	45,383,530	89.69
483	PK0098701011	ORIX SERVICES PAKISTAN (PVT.) LIMITED	OSPL	22/Aug/2009	4,449,994	44,499,940	4,450,000	100.00	4,450,000	100.00
484	PK0038001019	OTSUKA PAKISTAN LIMITED	OTSU	27/Sep/2003	1,474,753	322,454,743	11,000,000	13.41	11,000,000	13.41
485	PK0088601015	PACE (PAKISTAN) LIMITED	PACE	3/Feb/2007	254,846,518	2,268,134,010	278,876,604	91.38	278,876,604	91.38
486	PK0010001011	PACKAGES LIMITED	PKGS	18/Mar/1998	65,456,929	53,622,316,237	89,379,504	73.23	89,379,504	73.23
487	PK0071801010	PAK DATACOM LIMITED *	PAKD	10/Sep/2003	4,144,934	244,634,005	9,801,000	42.29	4,402,646	94.15
488	PK0110101018	PAK DENIM LIMITED	PDL	17/Apr/2015	15,985,100	15,987,600	15,987,600	99.98	15,987,600	99.98
489	PK0034601010	PAK ELEKTRON LIMITED	PAEL	24/Feb/1999	494,402,539	57,113,381,305	497,681,485	99.34	497,681,485	99.34

# DETAIL OF ORDINARY & PREFERENCE SHARES

S. No.	Security Id	Security Name	Short Name	Live / Setup Date	Shares in CDS		Paid-up Capital/Total Issue incl. GOP holding	% of Shares available with ref: to paid up capital including GoP holding	Paid-up Capital/Total Issue excl. GOP holding	% of Shares available with ref: to paid up capital excluding GoP holding
					Available	Market Value				
490	PK0034602026	PAK ELEKTRON LIMITED - PREFERENCE SHARES	PELPS	7/Mar/2008	44,957,592	449,575,920	44,957,592	100.00	44,957,592	100.00
491	PK0048201013	PAK LEATHER CRAFTS LIMITED - Freeze ***	PAKL	1/Feb/2000	1,131,500	-	3,400,000	33.28	3,400,000	33.28
492	PK0097201013	PAK OMAN ASSET MANAGEMENT COMPANY LIMITED	POAMCL	3/Apr/2010	518,705,844	5,187,058,440	531,575,844	97.58	531,575,844	97.58
493	PK0098201012	PAK OMAN MICROFINANCE BANK LIMITED	POMBL	16/Jun/2009	38,470,788	384,707,880	115,182,000	33.40	115,182,000	33.40
494	PK0030501016	PAK SUZUKI MOTOR COMPANY LIMITED	PSMC	5/Aug/1998	21,727,192	18,926,339,679	82,299,851	26.40	82,299,851	26.40
495	PK0084101010	PAKARAB FERTILIZERS LIMITED	PFL	16/Jul/2005	-	-	450,000,000	-	450,000,000	-
496	PK0100601019	PAKGEN POWER LIMITED	PKGP	6/May/2010	371,687,588	7,456,053,015	372,081,591	99.89	372,081,591	99.89
497	PK0075401015	PAK-GULF LEASING COMPANY LIMITED	PGLC	22/Jul/1998	24,252,970	285,457,457	25,369,800	95.60	25,369,800	95.60
498	PK0002001011	PAKISTAN CABLES LIMITED	PCAL	15/Nov/2001	20,500,529	7,360,714,937	28,462,376	72.03	28,462,376	72.03
499	PK0002101019	PAKISTAN ENGINEERING COMPANY LIMITED	PECO	16/Oct/1998	3,539,490	904,339,695	5,690,245	62.20	5,690,245	62.20
500	PK0026501012	PAKISTAN GUM & CHEMICALS LIMITED	PGCL	11/Dec/2003	1,174,991	181,007,364	4,248,552	27.66	4,248,552	27.66
501	PK0025501013	PAKISTAN HOTELS DEVELOPERS LIMITED	PHDL	15/Dec/2003	17,405,599	1,695,653,455	18,000,000	96.70	18,000,000	96.70
502	PK0105101015	PAKISTAN INTERNATIONAL BULK TERMINAL LIMITED	PIBTL	23/Aug/2012	1,477,662,619	38,714,760,618	1,485,995,900	99.44	1,485,995,900	99.44
503	PK0003401012	PAKISTAN INT'L AIRLINES CORP. LIMITED - (A) *	PIAA	9/Feb/1999	188,578,829	1,325,709,168	2,877,217,470	6.55	210,153,535	89.73
504	PK0003401020	PAKISTAN INT'L AIRLINES CORP. LIMITED - (B) *	PIAB	9/Feb/1999	2,622	9,964	1,499,999	0.17	37,484	6.99
505	PK0079701014	PAKISTAN INT'L CONTAINER TERMINAL LTD.	PICT	4/Oct/2003	91,546,028	34,787,490,640	109,153,152	83.87	109,153,152	83.87
506	PK0113701012	PAKISTAN MORTGAGE REFINANCE COMPANY LIMITED	PMRCL	5/Jan/2017	15,000,000	150,000,000	15,000,100	100.00	15,000,100	100.00
507	PK0025201010	PAKISTAN NATIONAL SHIPPING CORPORATION *	PNSC	3/Dec/1998	11,618,386	1,865,680,424	132,063,379	8.80	14,356,655	80.93
508	PK0023901017	PAKISTAN OILFIELDS LIMITED	POL	5/Nov/1998	108,338,073	57,316,257,521	236,545,920	45.80	236,545,920	45.80
509	PK0089301011	PAKISTAN OPPORTUNITIES LIMITED	POPL	17/Sep/2007	5,000,000	50,000,000	5,000,000	100.00	5,000,000	100.00
510	PK0008401017	PAKISTAN PAPER PRODUCTS LIMITED	PPP	2/Sep/2003	5,605,011	880,210,927	6,000,000	93.42	6,000,000	93.42
511	PK0081801018	PAKISTAN PETROLEUM LIMITED *	PPL	26/Aug/2004	481,441,223	84,098,152,834	1,971,715,615	24.42	640,655,042	75.15
512	PK0010101019	PAKISTAN PVC LIMITED	PPVC	11/Dec/2004	2,515,135	24,019,539	14,958,000	16.81	14,958,000	16.81
513	PK0004701014	PAKISTAN REFINERY LIMITED	PRL	27/Jan/1999	120,230,971	7,977,324,926	294,000,000	40.89	294,000,000	40.89
514	PK0004101017	PAKISTAN REINSURANCE COMPANY LIMITED *	PAKRI	29/Mar/2003	141,751,748	7,091,839,952	300,000,000	47.25	147,000,244	96.43
515	PK0008501014	PAKISTAN SERVICES LIMITED	PSEL	22/Dec/1999	30,808,444	30,192,275,120	32,524,170	94.72	32,524,170	94.72
516	PK0022501016	PAKISTAN STATE OIL COMPANY LIMITED *	PSO	16/Jul/1998	127,827,836	59,521,753,555	271,685,938	47.05	202,375,921	63.16
517	PK0104801011	PAKISTAN STOCK EXCHANGE LIMITED	PSX	9/Aug/2012	801,476,600	8,014,766,000	801,476,600	100.00	801,476,600	100.00
518	PK0042401015	PAKISTAN SYNTHETICS LIMITED	PSYL	6/Aug/1998	37,396,075	1,116,646,800	56,040,000	66.73	56,040,000	66.73
519	PK0067901030	PAKISTAN TELECOMMUNICATION CO LTD - CLASS "B".	PTCB	12/Aug/2005	1,326,000,000	13,260,000,000	1,326,000,000	100.00	1,326,000,000	100.00
520	PK0067901022	PAKISTAN TELECOMMUNICATION COMPANY LTD *	PTC	8/Apr/1998	589,225,163	9,115,313,272	3,774,000,000	15.61	601,345,107	97.98
521	PK0002701016	PAKISTAN TOBACCO COMPANY LIMITED	PAKT	7/Aug/1998	12,402,525	19,629,848,393	255,493,792	4.85	255,493,792	4.85
522	PK0032901016	PANGRIO SUGAR MILLS LIMITED	PNGRS	1/Aug/2003	4,854,522	-	10,850,000	44.74	10,850,000	44.74
523	PK0111401011	PARAMOUNT INVESTMENTS LIMITED	PMIL	2/Feb/2016	319,950	3,199,500	2,231,900	14.34	2,231,900	14.34
524	PK0048401019	PARAMOUNT SPINNING MILLS LIMITED - Freeze ***	PASM	3/Mar/2003	9,965,988	-	17,352,328	57.43	17,352,328	57.43
525	PK0090101012	PERVEZ AHMED SECURITIES LIMITED	PASL	4/Jun/2007	186,112,995	415,031,979	186,568,487	99.76	186,568,487	99.76
526	PK0018201019	PHILIP MORRIS (PAKISTAN) LIMITED	PMPK	3/Oct/1998	36,318,354	98,059,555,800	61,580,341	58.98	61,580,341	58.98
527	PK0018202017	PHILIP MORRIS (PAKISTAN) LTD-NV, NON CUM&CON CLASS-A PREF. SH	PMPKPS	1/Jul/2016	1,046,400,000	10,464,000,000	1,046,400,000	100.00	1,046,400,000	100.00
528	PK0111501018	PHILIPS PAKISTAN LIMITED	PHILIPS	29/Jan/2016	173,705,085	1,737,050,850	173,761,142	99.97	173,761,142	99.97
529	PK0097801010	PICIC ASSET MANAGEMENT COMPANY LIMITED	PAMCL	6/Jun/2009	29,999,993	299,999,930	30,000,000	100.00	30,000,000	100.00
530	PK0024701010	PICIC GROWTH FUND	PGF	24/Dec/1997	262,411,615	9,541,286,321	283,500,000	92.56	283,500,000	92.56
531	PK0086701015	PICIC INSURANCE LIMITED	PIL	24/Aug/2006	34,641,992	168,706,501	35,000,000	98.98	35,000,000	98.98
532	PK0081601012	PICIC INVESTMENT FUND	PIF	4/Jun/2004	275,889,528	4,359,054,542	284,125,000	97.10	284,125,000	97.10
533	PK0056201012	PIONEER CEMENT LIMITED	PIOC	30/Sep/1998	224,288,383	32,667,602,984	227,148,793	98.74	227,148,793	98.74
534	PK0026601010	PLATINUM INSURANCE COMPANY LIMITED - Freeze ***	PLIC	3/Jul/2004	48,400	-	12,000,000	0.40	12,000,000	0.40
535	PK0114901017	PNO CAPITAL LIMITED	PNOC	16/May/2017	-	-	3,000,000	-	3,000,000	-
536	PK0065501014	POPULAR ISLAMIC MODARABA	PIM	5/Aug/2003	8,478,730	58,079,301	10,000,000	84.79	10,000,000	84.79
537	PK0111701014	POPULAR ISLAMIC MODARABA MANAGEMENT COMPANY (PVT.) LIMITED	PIMMCL	24/Feb/2016	750,000	7,500,000	750,000	100.00	750,000	100.00
538	PK0033901015	POWER CEMENT LIMITED	POWER	12/Aug/2003	365,279,933	5,391,531,811	365,689,968	99.89	365,689,968	99.89

# DETAIL OF ORDINARY & PREFERENCE SHARES

S. No.	Security Id	Security Name	Short Name	Live / Setup Date	Shares in CDS		Paid-up Capital/Total Issue incl. GOP holding	% of Shares available with ref: to paid up capital including GoP holding	Paid-up Capital/Total Issue excl. GOP holding	% of Shares available with ref: to paid up capital excluding GoP holding
					Available	Market Value				
539	PK0001101010	PREMIER INSURANCE LIMITED	PINL	9/Dec/1998	40,627,664	654,105,390	45,968,278	88.38	45,968,278	88.38
540	PK0038301013	PREMIUM TEXTILE MILLS LIMITED	PRET	21/May/2003	5,713,498	997,005,401	6,163,000	92.71	6,163,000	92.71
541	PK0103201015	PRIMUS INVESTMENT MANAGEMENT LIMITED	PIML	13/Feb/2012	25,000,000	250,000,000	25,000,000	100.00	25,000,000	100.00
542	PK0042601010	PROGRESSIVE INSURANCE COMPANY LIMITED - Freeze ***	PRIC	29/Jan/1999	7,691,900	-	8,500,000	90.49	8,500,000	90.49
543	PK0072401018	PROSPERITY WEAVING MILLS LIMITED	PRWM	3/Apr/2000	18,098,737	544,771,984	18,480,000	97.94	18,480,000	97.94
544	PK0056401018	PRUDENTIAL DISC. & GUARANTEE HOUSE LTD. - Freeze ***	PDGH	11/Jan/1999	9,257,400	-	10,000,000	92.57	10,000,000	92.57
545	PK0098401018	PUNJAB MODARABA SERVICES (PVT.) LIMITED	PMSL	24/Jun/2009	16,494,500	164,945,000	16,494,500	100.00	16,494,500	100.00
546	PK0029101018	PUNJAB OIL MILLS LIMITED	POML	1/Nov/2010	1,668,618	551,411,504	5,390,652	30.95	5,390,652	30.95
547	PK0068001012	QUALITY TEXTILE MILLS LIMITED	QUAT	17/Aug/2004	15,880,209	158,802,090	15,977,808	99.39	15,977,808	99.39
548	PK0018501012	QUETTA TEXTILE MILLS LIMITED	QUET	6/Jun/2003	12,653,024	294,182,808	13,000,000	97.33	13,000,000	97.33
549	PK0068101010	QUICE FOOD INDUSTRIES LIMITED	QUICE	1/Jul/2011	70,629,920	619,424,398	98,461,828	71.73	98,461,828	71.73
550	PK0032001015	RAFHAN MAIZE PRODUCTS COMPANY LTD.	RMPL	30/Jun/1999	512,423	3,740,687,900	9,236,428	5.55	9,236,428	5.55
551	PK0038401011	RAVI TEXTILE MILLS LIMITED	RAVT	6/Nov/2003	24,709,800	121,572,216	25,000,000	98.84	25,000,000	98.84
552	PK0061401011	REDCO TEXTILES LIMITED	REDCO	12/Sep/2012	5,070,400	35,746,320	49,292,600	10.29	49,292,600	10.29
553	PK0061501018	RELIANCE COTTON SPINNING MILLS LIMITED	RCML	17/Aug/2001	3,301,322	435,576,425	10,292,000	32.08	10,292,000	32.08
554	PK0027501011	RELIANCE INSURANCE COMPANY LIMITED	RICL	11/Dec/1998	34,783,905	342,621,464	56,141,285	61.96	56,141,285	61.96
555	PK0056601013	RELIANCE WEAVING MILLS LIMITED	REWM	17/Feb/2001	30,129,510	1,542,630,912	30,810,937	97.79	30,810,937	97.79
556	PK0061601016	RESHAM TEXTILE INDUSTRIES LTD	REST	4/Sep/2003	32,877,789	328,777,890	36,000,000	91.33	36,000,000	91.33
557	PK0114201012	ROSHAN PACKAGES LIMITED	RPL	14/Feb/2017	31,506,349	2,087,925,748	107,500,000	29.31	107,500,000	29.31
558	PK0085601018	ROUSCH (PAKISTAN) POWER LIMITED	RPPL	27/Feb/2006	732,697,394	732,697,394	862,157,283	84.98	862,157,283	84.98
559	PK0056801019	RUBY TEXTILE MILLS LIMITED	RUBY	6/Feb/2004	14,810,034	154,024,354	52,214,400	28.36	52,214,400	28.36
560	PK0043001012	RUPALI POLYESTER LIMITED	RUPL	16/Sep/1998	31,712,472	665,644,787	34,068,514	93.08	34,068,514	93.08
561	PK0068201018	S. S. OIL MILLS LIMITED	SSOM	10/Jul/2014	1,213,200	57,457,152	5,658,400	21.44	5,658,400	21.44
562	PK0075701018	S.G. FIBRE LIMITED - Freeze ***	SGFL	10/Apr/2006	-	-	15,000,000	-	15,000,000	-
563	PK0072601013	S.G. POWER LIMITED - Freeze ***	SGPL	6/Apr/2006	2,758,680	-	17,833,267	15.47	17,833,267	15.47
564	PK0112301012	SACHAL ENERGY DEVELOPMENT (PVT.) LIMITED	SEDPL	20/Apr/2016	274,646,510	2,746,465,100	274,646,510	100.00	274,646,510	100.00
565	PK0068301016	SAFA TEXTILES LIMITED	SFAT	9/Aug/2003	3,247,500	43,354,125	4,000,000	81.19	4,000,000	81.19
566	PK0100001012	SAFE MIX CONCRETE LIMITED	SMCPL	10/Mar/2010	24,901,136	406,386,540	25,000,000	99.60	25,000,000	99.60
567	PK0089001017	SAFEWAY FUND LIMITED	SAFL	12/Mar/2007	8,740,384	87,403,840	8,740,384	100.00	8,740,384	100.00
568	PK0108801017	SAIF POWER LIMITED	SPWL	27/Jun/2014	188,183,646	6,087,740,948	386,471,779	48.69	386,471,779	48.69
569	PK0056901017	SAIF TEXTILE MILLS LIMITED	SAIF	30/Nov/2002	25,785,439	611,372,759	26,412,880	97.62	26,412,880	97.62
570	PK0043201018	SAJJAD TEXTILE MILLS LIMITED	SJTM	7/Aug/2003	15,717,199	95,089,054	21,267,800	73.90	21,267,800	73.90
571	PK0043301016	SAKRAND SUGAR MILLS LIMITED	SKRS	5/Oct/2012	2,886,570	71,327,145	22,308,000	12.94	22,308,000	12.94
572	PK0016201011	SALFI TEXTILE MILLS LTD	SALT	12/Jul/2001	3,227,871	380,888,778	3,342,570	96.57	3,342,570	96.57
573	PK0016301019	SALLY TEXTILE MILLS LIMITED	SLYT	20/Sep/2006	7,560,199	98,736,199	8,775,000	86.16	8,775,000	86.16
574	PK0049101014	SALMAN NOMAN ENTERPRISES LTD.	SANE	13/Feb/2004	1,490,786	7,453,930	4,467,036	33.37	4,467,036	33.37
575	PK0079401011	SAMBA BANK LIMITED	SBL	9/Jul/2003	1,002,865,210	7,020,056,470	1,008,238,648	99.47	1,008,238,648	99.47
576	PK0068401014	SAMIN TEXTILES LIMITED	SMTM	24/Dec/1998	21,106,500	163,997,505	26,728,000	78.97	26,728,000	78.97
577	PK0035101010	SANA INDUSTRIES LIMITED	SNAI	22/Dec/1999	8,514,164	468,279,020	8,593,750	99.07	8,593,750	99.07
578	PK0038601016	SANGHAR SUGAR MILLS LIMITED	SANSM	7/Dec/1998	11,015,204	404,478,291	11,946,000	92.21	11,946,000	92.21
579	PK0021801011	SANOFI AVENTIS PAKISTAN LIMITED	SAPL	10/Feb/1999	3,819,286	7,633,530,542	9,644,800	39.60	9,644,800	39.60
580	PK0103901010	SAPPHIRE DAIRIES (PRIVATE) LIMITED	SDPL	5/Apr/2012	26,238,094	262,380,940	110,000,000	23.85	110,000,000	23.85
581	PK0106401018	SAPPHIRE ELECTRIC COMPANY LIMITED	SECL	23/Jul/2013	79,112,198	791,121,980	424,021,357	18.66	424,021,357	18.66
582	PK0043401014	SAPPHIRE FIBRES LIMITED	SFL	29/Jan/1999	5,723,429	6,581,943,350	19,687,500	29.07	19,687,500	29.07
583	PK0020601016	SAPPHIRE TEXTILE MILLS LIMITED	SAPT	5/Dec/2000	3,709,376	8,180,806,205	20,083,140	18.47	20,083,140	18.47
584	PK0068501011	SARDAR CHEMICAL INDUSTRIES LIMITED	SARC	11/May/2012	1,647,900	24,059,340	6,000,000	27.47	6,000,000	27.47
585	PK0057001015	SARGODHA SPINNING MILLS LIMITED	SRSM	12/Nov/2003	11,538,701	196,157,917	31,200,000	36.98	31,200,000	36.98
586	PK0043501011	SARITOW SPINNING MILLS LIMITED	SSML	23/Aug/2003	29,401,081	266,079,783	29,840,607	98.53	29,840,607	98.53

# DETAIL OF ORDINARY & PREFERENCE SHARES

S. No.	Security Id	Security Name	Short Name	Live / Setup Date	Shares in CDS		Paid-up Capital/Total Issue incl. GOP holding	% of Shares available with ref: to paid up capital including GoP holding	Paid-up Capital/Total Issue excl. GOP holding	% of Shares available with ref: to paid up capital excluding GoP holding
					Available	Market Value				
587	PK0049402016	SAUDI PAK LEASING COMPANY LIMITED - PREFERENCE SHARES	SPLCPS	21/Jun/2013	52,820,850	528,208,500	52,820,850	100.00	52,820,850	100.00
588	PK0049401018	SAUDI PAK LEASING COMPANY LTD.	SPLC	15/Jul/1998	35,948,385	91,668,382	45,160,500	79.60	45,160,500	79.60
589	PK0075801016	SAZGAR ENGINEERING WORKS LIMITED	SAZEW	17/Jun/2003	11,254,147	2,300,347,647	17,972,368	62.62	17,972,368	62.62
590	PK0113301011	SB GLOBAL REIT MANAGEMENT COMPANY LIMITED	SBGRMCL	14/Oct/2016	-	-	1,000	-	1,000	-
591	PK0057201011	SECURITY INVESTMENT BANK LIMITED	SIBL	1/Jul/1998	47,734,400	243,445,440	51,433,558	92.81	51,433,558	92.81
592	PK0072802025	SECURITY LEASING CORP LTD-PREF. SH (C-A)	SLCPA	17/Oct/2003	11,100,437	-	11,250,000	98.67	11,250,000	98.67
593	PK0072801019	SECURITY LEASING CORPORATION LIMITED	SLCL	29/Jul/1998	36,192,237	183,856,564	36,300,000	99.70	36,300,000	99.70
594	PK0011101018	SECURITY PAPERS LIMITED	SEPL	24/Feb/1999	46,440,948	7,682,261,618	59,255,985	78.37	59,255,985	78.37
595	PK0038701014	SERVICE FABRICS LIMITED - Freeze ***	SERF	24/Nov/2015	9,053,158	91,617,959	15,754,800	57.46	15,754,800	57.46
596	PK0016401017	SERVICE INDUSTRIES LIMITED	SRVI	26/Mar/1999	10,608,303	15,270,652,169	12,028,789	88.19	12,028,789	88.19
597	PK0016501014	SERVICE INDUSTRIES TEXTILES LIMITED	SERT	18/Jul/2014	1,165,008	29,952,356	4,449,159	26.18	4,449,159	26.18
598	PK0105201013	SFL LIMITED	SFLL	5/Dec/2012	3,465,835	509,477,745	20,091,450	17.25	20,091,450	17.25
599	PK0024001015	SHABBIR TILES & CERAMICS LIMITED	STCL	15/Apr/1999	131,124,431	2,781,149,182	239,320,475	54.79	239,320,475	54.79
600	PK0030701012	SHADAB TEXTILE MILLS LIMITED	SHDT	12/Nov/2003	1,526,905	105,967,207	3,000,000	50.90	3,000,000	50.90
601	PK0043601019	SHADMAN COTTON MILLS LIMITED	SHCM	31/Oct/2003	14,534,937	138,081,902	17,636,719	82.41	17,636,719	82.41
602	PK0075901014	SHAFFI CHEMICAL INDUSTRIES LIMITED	SHCI	16/Aug/2003	2,551,610	21,433,524	12,000,000	21.26	12,000,000	21.26
603	PK0076001012	SHAHEEN INSURANCE COMPANY LIMITED	SHNI	24/Feb/2000	15,818,521	108,356,869	60,000,000	26.36	60,000,000	26.36
604	PK0029201016	SHAHMURAD SUGAR MILLS LIMITED	SHSML	18/Nov/1998	18,686,258	964,584,638	21,118,663	88.48	21,118,663	88.48
605	PK0057301019	SHAHPUR TEXTILE MILLS LIMITED - Freeze ***	SHTM	9/Dec/2003	2,636,200	-	13,980,400	18.86	13,980,400	18.86
606	PK0011201016	SHAHTAJ SUGAR MILLS LIMITED	SHJS	23/Nov/1998	6,185,789	1,278,664,444	12,011,096	51.50	12,011,096	51.50
607	PK0057401017	SHAHTAJ TEXTILE LIMITED	STJT	2/Jan/1999	3,638,054	468,945,161	9,660,000	37.66	9,660,000	37.66
608	PK0027601019	SHAHZAD TEXTILE MILLS LIMITED	SZTM	2/Aug/2003	17,088,007	418,656,172	17,971,372	95.08	17,971,372	95.08
609	PK0114401018	SHAKARGANJ FOOD PRODUCTS LIMITED	SGFPL	28/Feb/2017	-	-	151,604,600	-	151,604,600	-
610	PK0024101013	SHAKARGANJ LIMITED	SML	28/Oct/2000	109,090,725	11,726,162,030	110,000,000	99.17	110,000,000	99.17
611	PK0016601012	SHAMS TEXTILE MILLS LIMITED	STML	25/Aug/2003	8,087,005	274,958,170	8,640,000	93.60	8,640,000	93.60
612	PK0016701010	SHELL PAKISTAN LIMITED	SHEL	20/Aug/1998	22,004,376	13,714,007,298	107,012,331	20.56	107,012,331	20.56
613	PK0038801012	SHEZAN INTERNATIONAL LIMITED	SHEZ	19/Jan/2000	3,838,050	1,650,745,305	7,986,000	48.06	7,986,000	48.06
614	PK0021501017	SHIELD CORPORATION LIMITED	SCL	17/May/1999	2,278,881	1,511,513,401	3,900,000	58.43	3,900,000	58.43
615	PK0072901017	SHIFA INTERNATIONAL HOSPITALS LTD.	SHFA	23/Mar/2002	38,592,915	11,385,681,783	54,537,900	70.76	54,537,900	70.76
616	PK0084901013	SIDDIQSONS TIN PLATE LIMITED	STPL	28/Nov/2005	70,096,856	2,502,457,759	78,520,127	89.27	78,520,127	89.27
617	PK0022701012	SIEMENS PAKISTAN ENGINEERING CO. LTD.	SIEM	21/Apr/1999	2,710,596	2,317,071,673	8,247,037	32.87	8,247,037	32.87
618	PK0072501015	SILKBANK LIMITED	SILK	11/Jul/1998	9,077,681,343	14,887,397,403	9,081,861,237	99.95	9,081,861,237	99.95
619	PK0033101012	SILVER STAR INSURANCE COMPANY LIMITED - Freeze ***	SSIC	21/Nov/2006	9,147,520	-	30,564,844	29.93	30,564,844	29.93
620	PK0012901010	SIND FINE TEXTILE MILLS LIMITED	SFTM	30/Jul/2013	250,570	2,505,700	2,300,000	10.89	2,300,000	10.89
621	PK0033201010	SINDH ABADGAR'S SUGAR MILLS LIMITED	SASML	18/Nov/1998	8,900,407	213,609,768	10,425,000	85.38	10,425,000	85.38
622	PK0101501010	SINDH BANK LIMITED	SNDB	14/Jan/2011	1,001,013,000	10,010,130,000	1,001,013,000	100.00	1,001,013,000	100.00
623	PK0109301017	SINDH LEASING COMPANY LIMITED	SINDHLCL	29/Dec/2014	199,999,993	1,999,999,930	200,000,000	100.00	200,000,000	100.00
624	PK0111601016	SINDH MICROFINANCE BANK LIMITED	SMFBL	3/Aug/2016	75,000,000	750,000,000	75,000,000	100.00	75,000,000	100.00
625	PK0109201019	SINDH MODARABA	SINDM	12/Jan/2015	44,753,500	281,947,050	45,000,000	99.45	45,000,000	99.45
626	PK0109201027	SINDH MODARABA MANAGEMENT LIMITED	SMML	20/Apr/2015	99,999,993	999,999,930	100,000,000	100.00	100,000,000	100.00
627	PK0030801010	SINGER PAKISTAN LIMITED	SING	24/Feb/1999	42,735,996	3,184,259,062	45,405,622	94.12	45,405,622	94.12
628	PK0033301018	SITARA CHEMICAL INDUSTRIES LIMITED	SITC	10/Feb/1999	21,147,609	10,540,602,754	21,429,406	98.68	21,429,406	98.68
629	PK0073001015	SITARA ENERGY LIMITED	SEL	15/Oct/1998	18,790,779	544,744,683	19,092,000	98.42	19,092,000	98.42
630	PK0090401016	SITARA PEROXIDE LIMITED	SPL	6/Jul/2007	53,189,046	1,808,427,564	55,100,000	96.53	55,100,000	96.53
631	PK0088001018	SME LEASING LIMITED	SLL	4/Dec/2006	31,816,993	190,583,788	32,000,000	99.43	32,000,000	99.43
632	PK0057501014	SONERI BANK LTD.	SNBL	26/Nov/1997	1,081,160,316	16,033,607,486	1,102,463,481	98.07	1,102,463,481	98.07
633	PK0076101010	SOUTHERN ELECTRIC POWER COMPANY LIMITED - Freeze ***	SEPCO	14/Feb/2001	95,614,254	-	136,675,752	69.96	136,675,752	69.96
634	PK0105601014	SSGC LPG (PVT.) LIMITED	SSGCLPG	27/Dec/2012	-	-	100,000,000	-	100,000,000	-
635	PK0087901010	STANDARD CHARTERED BANK (PAKISTAN) LIMITED	SCBPL	19/Dec/2006	3,861,776,490	99,247,655,793	3,871,585,021	99.75	3,871,585,021	99.75



# DETAIL OF ORDINARY & PREFERENCE SHARES

S. No.	Security Id	Security Name	Short Name	Live / Setup Date	Shares in CDS		Paid-up Capital/Total Issue incl. GOP holding	% of Shares available with ref: to paid up capital including GoP holding	Paid-up Capital/Total Issue excl. GOP holding	% of Shares available with ref: to paid up capital excluding GoP holding
					Available	Market Value				
636	PK0114701011	SUFI STEEL INDUSTRIES (PVT.) LIMITED	SSIPL	3/Apr/2017	400,000	40,000,000	400,000	100.00	400,000	100.00
637	PK0029301014	SUHAIL JUTE MILLS LIMITED - Freeze ***	SUHJ	23/Aug/2012	157,200	-	3,745,000	4.20	3,745,000	4.20
638	PK0008901016	SUI NORTHERN GAS PIPELINES LIMITED *	SNGP	16/Feb/1998	330,652,451	59,881,158,876	634,216,665	52.14	405,885,744	81.46
639	PK0002801014	SUI SOUTHERN GAS COMPANY LIMITED *	SSGC	12/Nov/1997	324,488,515	13,511,701,765	880,916,309	36.84	348,566,059	93.09
640	PK0087101017	SUMMIT BANK LIMITED	SMBL	9/Oct/2006	1,764,220,860	9,879,636,816	1,778,666,303	99.19	1,778,666,303	99.19
641	PK0087102015	SUMMIT BANK LIMITED – PREFERENCE SHARES (CLASS – A)	SMBLCPSA	30/May/2013	110,939,227	1,109,392,270	110,942,434	100.00	110,942,434	100.00
642	PK0087102023	SUMMIT BANK LIMITED – PREFERENCE SHARES (CLASS – B)	SMBLCPSB	30/May/2013	99,646,555	996,465,550	104,653,482	95.22	104,653,482	95.22
643	PK0057601012	SUNRAYS TEXTILE MILLS LIMITED	SUTM	4/Jan/2001	6,685,637	1,350,498,674	6,900,000	96.89	6,900,000	96.89
644	PK0110201016	SUNRIDGE FOODS (PRIVATE) LIMITED	SFPL	27/Apr/2015	19,750,008	197,500,080	19,750,008	100.00	19,750,008	100.00
645	PK0035301016	SURAJ COTTON MILLS LIMITED	SURC	21/Feb/2001	16,631,574	2,619,472,905	28,989,180	57.37	28,989,180	57.37
646	PK0091401015	SWEETWATER DAIRIES PAKISTAN (PVT) LIMITED	SWDP	3/Nov/2007	62,150,605	62,150,605	62,150,605	100.00	62,150,605	100.00
647	PK0109101011	SYNTHETIC PRODUCTS ENTERPRISES LIMITED	SPEL	1/Jan/2015	54,749,781	4,172,480,810	85,085,000	64.35	85,085,000	64.35
648	PK0109001013	SYSTEMS LIMITED	SYS	19/Dec/2014	92,527,910	8,224,805,920	110,680,876	83.60	110,680,876	83.60
649	PK0068801015	TAHA SPINNING MILLS LTD	THAS	5/Sep/2003	3,869,200	272,391,680	4,050,000	95.54	4,050,000	95.54
650	PK0090901015	TAKAFUL PAKISTAN LIMITED	TAKAFUL	30/Aug/2007	22,899,000	228,990,000	30,000,000	76.33	30,000,000	76.33
651	PK0058001014	TANDLIANWALA SUGAR MILLS LIMITED	TSML	1/Aug/2003	95,277,649	15,508,342,928	117,706,300	80.95	117,706,300	80.95
652	PK0028801014	TARIQ GLASS INDUSTRIES LTD	TGL	22/Jul/2003	66,111,367	8,223,592,941	73,458,000	90.00	73,458,000	90.00
653	PK0049501015	TATA TEXTILE MILLS LIMITED	TATM	21/Jun/2001	16,665,091	641,606,004	17,324,750	96.19	17,324,750	96.19
654	PK0073201011	TELECARD LIMITED	TELE	24/Dec/1999	286,640,405	1,097,832,751	300,000,000	95.55	300,000,000	95.55
655	PK0098601013	TELENOR MICROFINANCE BANK LIMITED	TMFBL	27/Jun/2009	134,693,838	1,346,938,380	134,693,878	100.00	134,693,878	100.00
656	PK0110001010	TENAGA GENERASI LIMITED	TNGL	18/Mar/2015	302,703,479	3,027,034,790	302,703,484	100.00	302,703,484	100.00
657	PK0106801019	THAL BOSHOKU PAKISTAN (PRIVATE) LIMITED	TBPPL	4/Jul/2014	18,999,995	189,999,950	19,000,000	100.00	19,000,000	100.00
658	PK0011301014	THAL LIMITED	THALL	16/Sep/1998	33,995,053	23,698,631,347	81,029,907	41.95	81,029,907	41.95
659	PK0113001017	THALNOVA POWER THAR (PRIVATE) LIMITED	TNPTPL	14/Oct/2016	3,000,495	30,004,950	62,500,000	4.80	62,500,000	4.80
660	PK0080801019	THATTA CEMENT COMPANY LIMITED	THCCL	9/Mar/2004	99,064,000	4,546,046,960	99,718,125	99.34	99,718,125	99.34
661	PK0102801013	THATTA POWER (PVT) LIMITED	THPPL	27/Sep/2011	47,915,830	479,158,300	47,915,830	100.00	47,915,830	100.00
662	PK0085401013	THE BANK OF KHYBER *	BOK	11/Feb/2006	282,284,651	4,375,412,091	1,000,371,167	28.22	298,162,933	94.67
663	PK0045001010	THE BANK OF PUNJAB *	BOP	26/Nov/1997	652,567,170	8,522,527,240	1,555,113,165	41.96	661,345,609	98.67
664	PK0017401016	THE CLIMAX ENGINEERING COMPANY LIMITED	CECL	4/May/2012	95,920	8,830,395	3,312,000	2.90	3,312,000	2.90
665	PK0003901011	THE CRESCENT TEXTILE MILLS LIMITED	CRTM	12/Sep/2000	76,034,105	3,676,248,977	80,000,000	95.04	80,000,000	95.04
666	PK0099401017	THE FIRST MICROFINANCEBANK LIMITED	TF-MBI.	15/Jan/2010	273,081,065	2,730,810,650	273,081,115	100.00	273,081,115	100.00
667	PK0026201019	THE GENERAL TYRE & RUBBER CO.OF PAK.LTD.	GTYR	28/Oct/1998	55,502,872	18,118,357,536	59,771,250	92.86	59,771,250	92.86
668	PK0065001015	THE HUB POWER COMPANY LIMITED *	HUBC	18/May/1998	1,121,410,958	148,609,380,154	1,157,154,387	96.91	1,156,795,780	96.94
669	PK0006401019	THE NATIONAL SILK & RAYON MILLS LIMITED	NSRM	13/Jan/2006	182,245	7,052,882	15,553,174	1.17	15,553,174	1.17
670	PK0071901018	THE PAKISTAN GENERAL INSURANCE COMPANY LIMITED	PKGI	6/Apr/2006	10,182,448	107,526,651	46,401,450	21.94	46,401,450	21.94
671	PK0002201017	THE PREMIER SUGAR MILLS & DIST. CO. LTD.	PMRS	10/Mar/2000	496,584	69,516,794	3,750,000	13.24	3,750,000	13.24
672	PK0061701014	THE SEARLE COMPANY LIMITED	SEARL	25/Feb/1999	145,487,751	87,682,557,773	153,931,338	94.51	153,931,338	94.51
673	PK0002301015	THE THAL INDUSTRIES CORPORATION LIMITED	TICL	1/Feb/2006	165,570	82,950,570	15,023,232	1.10	15,023,232	1.10
674	PK0004801012	THE UNITED INSURANCE CO. OF PAKISTAN LTD	UNIC	9/Jun/2005	75,804,317	1,239,400,583	200,155,200	37.87	200,155,200	37.87
675	PK0014201013	THE UNIVERSAL INSURANCE COMPANY LIMITED	UVIC	28/Oct/2005	9,448,863	113,669,822	41,617,977	22.70	41,617,977	22.70
676	PK0111001019	TOPLINE SECURITIES LIMITED	TLSPL	4/Jan/2016	75,000,000	150,000,000	75,000,000	100.00	75,000,000	100.00
677	PK0073301019	TOWELLERS LIMITED	TOWL	29/Jul/2003	1,853,696	128,238,689	17,000,000	10.90	17,000,000	10.90
678	PK0084001012	TPL DIRECT INSURANCE LIMITED	TDIL	9/Aug/2005	75,153,052	1,503,061,040	75,515,899	99.52	75,515,899	99.52
679	PK0112001018	TPL LIFE INSURANCE LIMITED	TPLLIL	13/Apr/2016	67,998,000	679,980,000	68,000,000	100.00	68,000,000	100.00
680	PK0110601017	TPL PROPERTIES LIMITED	TPLPL	25/Aug/2015	190,563,100	1,920,876,048	208,000,000	91.62	208,000,000	91.62
681	PK0099201011	TPL TRAKKER LIMITED	TPL	7/Nov/2009	182,032,251	2,368,239,586	217,248,963	83.79	217,248,963	83.79
682	PK0039001018	TRANSMISSION ENGINEERING INDUSTRIES LIMITED - Freeze ***	TREI	7/Mar/2007	8,190,632	-	11,700,000	70.01	11,700,000	70.01
683	PK0022801010	TREET CORPORATION LIMITED	TREET	28/May/1999	131,022,055	8,803,371,875	142,143,666	92.18	142,143,666	92.18

# DETAIL OF ORDINARY & PREFERENCE SHARES

S. No.	Security Id	Security Name	Short Name	Live / Setup Date	Shares in CDS		Paid-up Capital/Total Issue incl. GOP holding	% of Shares available with ref: to paid up capital including GoP holding	Paid-up Capital/Total Issue excl. GOP holding	% of Shares available with ref: to paid up capital excluding GoP holding
					Available	Market Value				
684	PK0110701015	TREET HOLDINGS LIMITED	THL	11/Sep/2015	71,104,708	711,047,080	71,104,740	100.00	71,104,740	100.00
685	PK0079201015	TRG PAKISTAN LIMITED - CLASS 'A'	TRG	16/Jun/2003	541,787,031	28,530,505,052	545,390,665	99.34	545,390,665	99.34
686	PK0073401017	TRI-PACK FILMS LIMITED	TRIPF	17/Apr/1999	16,578,573	4,133,204,035	38,800,000	42.73	38,800,000	42.73
687	PK0068901013	TRI-STAR MUTUAL FUND LIMITED	TSMF	16/Jun/2004	3,316,700	34,825,350	5,000,000	66.33	5,000,000	66.33
688	PK0058201010	TRI-STAR POLYESTER LIMITED <span style="color: red;">■ ■</span>	TRPOL	21/Aug/2003	18,635,972	515,284,626	21,465,733	86.82	21,465,733	86.82
689	PK0069001011	TRI-STAR POWER LIMITED <span style="color: red;">■ ■</span>	TSPL	5/Dec/2005	11,565,000	116,806,500	15,000,000	77.10	15,000,000	77.10
690	PK0058301018	TRUST INVESTMENT BANK LIMITED	TRIBL	22/Apr/1998	77,196,744	269,416,637	89,202,872	86.54	89,202,872	86.54
691	PK0049701011	TRUST MODARABA	TRSM	29/Jul/1998	27,810,555	112,076,537	29,800,000	93.32	29,800,000	93.32
692	PK0069101019	TRUST SECURITIES & BROKERAGE LTD.	TSBL	3/Jun/1998	9,492,800	166,124,000	10,000,000	94.93	10,000,000	94.93
693	PK0102301014	TUWAIRQI STEEL MILLS LIMITED	TSM	6/Jun/2011	801,147,855	8,011,478,550	801,147,855	100.00	801,147,855	100.00
694	PK0106301010	U MICROFINANCE BANK LIMITED	UMBL	26/Dec/2013	128,571,420	1,285,714,200	128,571,429	100.00	128,571,429	100.00
695	PK0087201015	UBL FUND MANAGERS LIMITED	UBLFML	19/Oct/2006	32,899,085	328,990,850	33,247,779	98.95	33,247,779	98.95
696	PK0096901019	UDL MODARABA MANAGEMENT (PRIVATE) LIMITED	UDLMML	17/Apr/2009	2,000,000	20,000,000	2,000,000	100.00	2,000,000	100.00
697	PK0049901017	UNICAP MODARABA	UCAPM	16/Aug/2012	5,479,931	16,001,399	13,640,000	40.18	13,640,000	40.18
698	PK0076901013	UNILEVER PAKISTAN FOODS LIMITED	UPFL	7/Feb/2000	142,120	874,038,000	6,157,618	2.31	6,157,618	2.31
699	PK0024901016	UNILEVER PAKISTAN LIMITED **	ULEVER	6/Jan/1999	2,921,156	-	13,293,869	21.97	13,293,869	21.97
700	PK0081901016	UNITED BANK LIMITED	UBL	22/Jun/2005	1,217,958,795	289,387,009,692	1,224,179,687	99.49	1,224,179,687	99.49
701	PK0016901016	UNITED BRANDS LIMITED	UBDL	27/Feb/2007	10,453,630	1,996,643,330	10,800,000	96.79	10,800,000	96.79
702	PK0039301012	UNITED DISTRIBUTORS PAKISTAN LIMITED	UDPL	19/Feb/2001	23,321,026	1,760,970,673	24,245,496	96.19	24,245,496	96.19
703	PK0112801011	UNIVERSAL PACKAGING COMPANY (PRIVATE) LIMITED	UPCPL	4/Aug/2016	11,534,518	115,345,180	14,463,345	79.75	14,463,345	79.75
704	PK0030901018	WAH NOBEL CHEMICALS LIMITED	WAHN	30/Jan/2003	3,392,086	1,009,654,398	9,000,000	37.69	9,000,000	37.69
705	PK0090301018	WATEEN TELECOM LIMITED	WTCL	19/May/2010	168,824,373	1,688,243,730	617,474,620	27.34	617,474,620	27.34
706	PK0004201015	WAZIR ALI INDUSTRIES LIMITED	WAZIR	23/Aug/1999	7,795,304	77,953,040	7,985,958	97.61	7,985,958	97.61
707	PK0113601014	WELLINNOVA LIFE SCIENCES (PRIVATE) LIMITED	WLSPL	4/Jan/2017	40,000,000	400,000,000	40,000,000	100.00	40,000,000	100.00
708	PK0084301016	WORLDCELL TELECOM LIMITED	WTL	20/Sep/2005	853,569,444	2,458,279,999	860,571,513	99.19	860,571,513	99.19
709	PK0084302014	WORLDCELL TELECOM LIMITED – PREFERENCE SHARES (CLASS – A)	WTLPSA	29/Jul/2013	150,000	1,572,000,000	150,000	100.00	150,000	100.00
710	PK0084302022	WORLDCELL TELECOM LIMITED – PREFERENCE SHARES (CLASS – B)	WTLPSB	29/Jul/2013	200,000	2,096,000,000	200,000	100.00	200,000	100.00
711	PK0026001013	WYETH PAKISTAN LIMITED	WYETH	29/May/1999	380,123	877,643,187	1,421,609	26.74	1,421,609	26.74
712	PK0107301019	Y. B. PAKISTAN LIMITED	YBPL	9/Dec/2013	38,837,287	388,372,870	38,837,287	100.00	38,837,287	100.00
713	PK0039401010	YOUSAF WEAVING MILLS LIMITED <span style="color: red;">■ ■</span>	YOUW	4/Jul/2003	16,033,475	116,082,359	40,000,000	40.08	40,000,000	40.08
714	PK0103101017	YUNUS TEXTILE MILLS LIMITED	YTML	29/Dec/2011	150,000,000	1,500,000,000	150,000,000	100.00	150,000,000	100.00
715	PK0050001012	ZAHIDJEE TEXTILE MILLS LIMITED	ZAHID	20/Jan/2006	5,404,693	82,367,521	182,305,809	2.96	182,305,809	2.96
716	PK0003701015	ZEAL PAK CEMENT FACTORY LIMITED - Freeze ***	ZELP	19/Dec/1998	427,514,058	-	427,838,526	99.92	427,838,526	99.92
717	PK0083901014	ZEPHYR TEXTILES LIMITED	ZTL	19/Jul/2005	22,604,700	441,243,744	59,428,729	38.04	59,428,729	38.04
718	PK0033501013	ZIL LIMITED	ZIL	17/Jun/1999	3,908,897	663,417,999	6,122,600	63.84	6,122,600	63.84
719	PK0114501015	INTERLOOP LIMITED	ILL	10/Mar/2017	-	-	189,600,000	-	189,600,000	-
<b>TOTAL</b>					<b>133,246,231,176</b>	<b>6,396,625,460,919</b>	<b>174,321,726,910</b>	<b>76.44</b>	<b>155,408,967,979</b>	<b>85.74</b>

\* Under Liquidation

\* GoP holdings

■ ■ Securities "under suspension" due to non compliance

\*\* Revocation Notice Issued

\*\*\* Authorities Restricted (As per Court Order / SECP / due to suspension of trading)

■ Frozen / Restricted Authorities Due to Merger / Redemption / Conversion / Consolidation

# DETAIL OF DEBT INSTRUMENTS


S. No.	Security Id	Security Name	Short Name	Live / Setup Date	Maturity Date	Units Available in CDS	Total Issue	% of Units available with ref: to total issue
							Units	
1	PK0086304034	AGRITECH LIMITED - SUKUK CERTIFICATES	AGLSC	9/Aug/2008	6-Aug-19	320,000	320,000	100.00
2	PK0086304059	AGRITECH LIMITED - TFC (4TH ISSUE)	AGLTFC4	3/Jan/2012	1-Jan-15	110,765	180,000	61.54
3	PK0086304067	AGRITECH LIMITED - TFC (5TH ISSUE)	AGLTFC5	3/Jan/2012	1-Jan-17	123,737	130,000	95.18
4	PK0086304042	AGRITECH LIMITED- TFC (3RD ISSUE)	AGLTFC3	28/Jan/2009	1-Sep-19	100,000	120,000	83.33
5	PK0086304018	AGRITECH LIMITED-TFC	AGLTFC	27/Dec/2007	29-May-19	300,000	300,000	100.00
6	PK0086304026	AGRITECH LIMITED-TFC(2ND ISSUE)	AGLTFC2	16/Jan/2008	14-Jan-19	1,380,000	1,380,000	100.00
7	PK0101904016	AL RAZI HEALTHCARE (PVT) LIMITED - SUKUK CERTIFICATES	ARHLSC	3/Jun/2011	4-Feb-21	120,000	120,000	100.00
8	PK0086404016	ALBARAKA BANK (PAKISTAN) LIMITED - SUKUK CERTIFICATES	ALBARAKASC	11/Nov/2014	26-Sep-21	2,000	2,000	100.00
9	PK0052204028	AL-ZAMIN LEASING CORPORATION LTD - TFC (05-09-02)	AZLCLTFC2	5/Oct/2002	Perpetual	43,333	50,000	86.67
10	PK0051004031	AL-ZAMIN LEASING MODARABA - TFC	AZTFC3	2/Jan/2009	12-Nov-13	140,000	140,000	100.00
11	PK0092104014	AMTEX LIMITED - SUKUK CERTIFICATES	AMTEXSC	3/Mar/2008	5-Jan-13	130,000	130,000	100.00
12	PK0093704010	ARZOO TEXTILE MILLS LIMITED - SUKUK CERTIFICATES	ATMLSC	11/Oct/2008	14-Apr-14	148,000	148,000	100.00
13	PK0051304043	ASKARI BANK LIMITED - TFC	AKBLTFC4	30/Dec/2011	23-Dec-21	1,000	1,000	100.00
14	PK0051304050	ASKARI BANK LIMITED (PPTFC-V)	AKBLTFC5	19/Nov/2014	30-Sep-24	800,000	800,000	100.00
15	PK0075104023	AZGARD NINE LIMITED - TFC (20-09-05)	ANLTFC2	6/Oct/2005	20-Sep-17	375,140	400,184	93.74
16	PK0075104049	AZGARD NINE LIMITED - TFC (3RD ISSUE)	ANLTFC4	27/Dec/2007	4-Dec-17	500,000	500,000	100.00
17	PK0075104056	AZGARD NINE LIMITED - TFC (4TH ISSUE)	ANLTFC5	14/Dec/2010	18-Nov-15	165,000	165,000	100.00
18	PK0075104064	AZGARD NINE LIMITED - TFC (5TH ISSUE)	ANLTFC6	6/Aug/2012	31-May-17	638,371	643,734	99.17
19	PK0029604011	B.R.R. GUARDIAN MODARABA - TFC	BRRTFC	16/Oct/2008	7-Apr-19	160,000	160,000	100.00
20	PK0051604053	BANK AL HABIB LIMITED (TFC - 2016)	BAHLTFC5	31/May/2016	17-Mar-26	800,000	800,000	100.00
21	PK0078704043	BANK ALFALAH LIMITED - TFC	BAFLTFC4	7/Jan/2010	2-Dec-17	960,000	1,000,000	96.00
22	PK0078704050	BANK ALFALAH LIMITED - TFC (20-02-2013)	BAFLTFC5	14/Mar/2013	20-Feb-21	953,680	1,000,000	95.37
23	PK0089504010	BUNNY'S LIMITED - TFC	BLTFC	9/Mar/2009	30-Nov-21	26,000	26,000	100.00
24	PK0083404019	DEWAN FAROOQUE SPINNING MILLS LTD.-TFC	DFSMLTFC	26/Apr/2005	4-Dec-09	130,000	130,000	100.00
25	PK0032204015	DEWAN SUGAR MILLS LIMITED - TFC	DSUT	19/Jun/2003	11-Jun-09	10,000	10,000	100.00
26	PK0092504015	EDEN HOUSING LIMITED - SUKUK CERTIFICATES	EHLSC	10/May/2008	29-Jun-14	326,000	326,000	100.00
27	PK0092504023	EDEN HOUSING LIMITED - SUKUK CERTIFICATES 2ND ISSUE	EHLSC2	15/Nov/2008	29-Sep-14	146,000	146,000	100.00
28	PK0012104094	ENGRO CORPORATION LTD-ISLAMIC RUPIYA-SUKUK1 (10-06-14)	ENGROSC	11/Jul/2014	11-Jul-17	327,577	600,000	54.60
29	PK0012104102	ENGRO CORPORATION LTD-ISLAMIC RUPIYA-SUKUK2 (10-06-14)	ENGROSC2	11/Jul/2014	11-Jul-19	100,054	200,000	50.03
30	PK0099704089	ENGRO FERTILIZERS LIMITED - SUKUK CERTIFICATES (4TH ISSUE)	EFLSC4	23/Oct/2014	9-Jul-19	640,000	640,000	100.00
31	PK0096504011	ENGRO FOODS LIMITED - SUKUK CERTIFICATES	EFOODSSC	13/Jun/2009	13-Jan-17	190,000	190,000	100.00
32	PK0091604014	FATIMA FERTILIZER COMPANY LTD.-SUKUK CERTIFICATES (29-12-16)	FATIMASC	5/Jan/2017	29-Dec-21	2,100,000	2,100,000	100.00
33	PK0070504029	FAYSAL BANK LIMITED - TFC	FABLTFC2	21/Oct/2010	27-Dec-17	580,000	600,000	96.67
34	PK0063404039	FIRST DAWOOD INVESTMENT BANK LIMITED - TFC	FDIBLTFC	24/Oct/2007	12-Sep-12	69,000	69,000	100.00

# DETAIL OF DEBT INSTRUMENTS


S. No.	Security Id	Security Name	Short Name	Live / Setup Date	Maturity Date	Units Available in CDS	Total Issue	% of Units available with ref: to total issue
							Units	
35	PK0099104017	GHANI GASES LIMITED - SUKUK CERTIFICATES	GGLSC	13/Apr/2017	27-Mar-23	13,000	13,000	100.00
36	PK0085104013	HABIB BANK LIMITED - TFC	HBLTFC	18/Feb/2016	19-Feb-26	100,000	100,000	100.00
37	PK0108004026	HASCOL PETROLEUM LIMITED - SUKUK CERTIFICATES	HASCOLSC	9/Mar/2016	7-Jan-22	400,000	400,000	100.00
38	PK0106604017	INDEPENDENT MEDIA CORPORATION (PRIVATE) LIMITED - TFC	IMCPLTFC	9/Jul/2014	5-Aug-18	180,000	180,000	100.00
39	PK0060304075	JAHANGIR SIDDIQUI & COMPANY LIMITED - TFC 3RD ISSUE (08-04-2014)	JSTFC7	26/May/2014	8-Apr-19	150,000	150,000	100.00
40	PK0060304083	JAHANGIR SIDDIQUI & COMPANY LTD - TFC 4TH ISSUE	JSTFC8	1/Jul/2016	23-Jun-21	200,000	200,000	100.00
41	PK0054704033	JDW SUGAR MILLS LIMITED - TFC (2ND ISSUE)	JDWSTFC2	29/Nov/2013	20-Aug-18	10	10	100.00
42	PK0000504065	K-ELECTRIC LIMITED - AZM - SUKUK CERTIFICATES #3 (23-05-14)	KELSC3	19/Mar/2014	19-Mar-19	284,475	300,000	94.83
43	PK0000504032	K-ELECTRIC LIMITED - AZM - TFC3 (12-08-12)	KELTFC3	22/Jun/2012	3-Aug-17	3,276	100,000	3.28
44	PK0000504073	K-ELECTRIC LIMITED - SUKUK CERTIFICATES # 4 (29-05-15)	KELSC4	16/Jun/2015	29-Jun-22	4,376,059	4,400,000	99.46
45	PK0077404017	MEEZAN BANK LIMITED - TIER II MODARABA SUKUK CERTIFICATES	MEBLMSC	28/Nov/2016	22/Sep/2016	7,000	7,000	100.00
46	PK0099604032	NATIONAL SAVINGS BONDS (10 - YEAR MATURITY - 1ST OFFER)	NSB10Y1	11/Feb/2010	12-Jan-20	13,700	13,700	100.00
47	PK0112604019	NEELUM JHELUM HYDROPOWER CO. (PVT) LTD. - SUKUK CERTIFICATES	NJHPCSC	24/Aug/2016	30-Jun-26	300,000	300,000	100.00
48	PK0112604027	NEELUM JHELUM HYDROPOWER CO. (PVT.) LTD. - SC (SERIES B)	NJHPCSC2	2/Jan/2017	30-Jun-26	350,000	350,000	100.00
49	PK0090204014	NEW ALLIED ELECTRONICS INDUSTRIES (PVT) LTD.-TFC	NAEITFC	14/Jun/2007	14-May-11	175,000	180,000	97.22
50	PK0090204030	NEW ALLIED ELECTRONICS INDUSTRIES (PVT) LTD-SUKUK CERT. No.2	NAEISC2	4/Mar/2008	9-Mar-13	150,000	150,000	100.00
51	PK0090204022	NEW ALLIED ELECTRONICS INDUSTRIES (PVT) LTD-SUKUK CERTI.	NAEISC	24/Sep/2007	25-Jul-12	1,920,000	1,920,000	100.00
52	PK0079804024	NIB BANK LIMITED - TFC (19-06-14)	NIBTFC2	7/Jul/2014	19-Jun-22	839,601	839,607	100.00
53	PK0101604012	NRSP MICROFINANCE BANK LIMITED - TFC	NRSPMBTFC	16/Sep/2016	30-Jun-18	600,000	600,000	100.00
54	PK0100104014	OIL & GAS INVESTMENTS LIMITED - TFC	OGILTFC	9/Jul/2010	31-Oct-16	188,700	188,700	100.00
55	PK0034504040	ORIX LEASING PAKISTAN LIMITED-SUKUK CERTIFICATES	OLPLSC	14/Jun/2008	30-Jun-12	105,000	105,000	100.00
56	PK0088604027	PACE (PAKISTAN) LIMITED - SUKUK CERTIFICATES ■■	PACESC	20/Nov/2009	20-Apr-13	80,000	80,000	100.00
57	PK0088604019	PACE (PAKISTAN) LIMITED - TFC (15-02-08) ■■	PACETFC	17/Mar/2008	15-Feb-17	220,052	300,000	73.35
58	PK0034604071	PAK ELEKTRON LIMITED - COMMERCIAL PAPERS (2ND ISSUE)	PAELCP1	1/Feb/2017	12-Sep-17	1,000	1,000	100.00
59	PK0034604022	PAK ELEKTRON LIMITED - SUKUK CERTIFICATES	PAELSC	21/Jan/2008	28-Sep-16	240,000	240,000	100.00
60	PK0034604030	PAK ELEKTRON LIMITED - SUKUK CERTIFICATES (2ND ISSUE)	PAELSC2	26/Nov/2008	31-Mar-19	220,000	220,000	100.00
61	PK0034604063	PAK ELEKTRON LIMITED - SUKUK CERTIFICATES (3RD ISSUE)	PAELSC3	25/Aug/2016	12-Nov-17	1,072	1,072	100.00
62	PK0034604048	PAK ELEKTRON LIMITED - TFC (2ND ISSUE)	PAELTFC2	15/Jan/2010	30-Sep-19	21	21	100.00
63	PK0098504019	PAK HY-OILS LIMITED - TFC	PHOLTFC	27/Aug/2009	1-Dec-13	12,000	88,000	13.64
64	PK0003404024	PAKISTAN INTERNATIOAL AIRLINES CORPORATION (TFC-2009)	PIATFC2	29/Jul/2009	20-Feb-14	1,757,396	2,560,000	68.65
65	PK0003404032	PAKISTAN INTERNATIONAL AIRLINES CORPORATION - SUKUK CERTIFICATES	PIASC	20/Feb/2010	20-Oct-19	1,360,000	1,360,000	100.00
66	PK0079904105	PAKISTAN MOBILE COMMUNICATION LTD - SUKUK CERTIFICATES	PMSC	14/Dec/2015	30-Jun-20	1,380,000	1,380,000	100.00
67	PK0004704026	PAKISTAN REFINERY LIMITED TFC2 (15-11-13)	PRLTFC2	30/Oct/2013	15-Nov-18	7,959	24,489	32.50
68	PK0106904011	PAKISTAN WATER AND POWER DEVELOPMENT AUTHORITY - TFC	WTFC	19/Mar/2014	27-Mar-21	1,865,400	1,865,400	100.00
69	PK0018504024	QUETTA TEXTILE MILLS LIMITED - SUKUK CERTIFICATES	QUETSC	27/Nov/2008	26-Mar-20	277,000	277,000	100.00
70	PK0049404038	SAUDI PAK LEASING COMPANY LIMITED - TFC (13-03-08)	SPLCTFC3	7/Apr/2008	13-Mar-17	100,383	100,402	99.98
71	PK0072804070	SECURITY LEASING CORP LTD-SUKUK CERTIFICATES(2ND ISSUE)	SLCSK2	1/Nov/2007	19-Jan-22	150,000	150,000	100.00
72	PK0072804054	SECURITY LEASING CORPORATION LIMITED-TFC (3RD ISSUE)	SLCTFC3	1/Apr/2006	19-Jan-22	100,000	100,000	100.00
73	PK0072804062	SECURITY LEASING CORPORATION LTD - SUKUK CERTIFICATES	SLCSK	2/Jul/2007	19-Jan-22	150,000	150,000	100.00
74	PK0024104033	SHAKARGANJ LIMITED - TFC	SGMLTFC3	10/Feb/2009	22-Sep-16	126,000	126,000	100.00


# DETAIL OF DEBT INSTRUMENTS

S. No.	Security Id	Security Name	Short Name	Live / Setup Date	Maturity Date	Units Available in CDS	Total Issue	% of Units available with ref: to total issue
							Units	
75	PK0090404010	SITARA PEROXIDE LIMITED - SUKUK CERTIFICATES	SPLSC	14/Oct/2008	19-Feb-19	280,000	280,000	100.00
76	PK0057504026	SONERI BANK LIMITED - TFC (08-07-15)	SNBLTFC2	7/Aug/2015	8-Jul-23	599,996	600,000	100.00
77	PK0087904048	STANDARD CHARTERED BANK (PAKISTAN) LTD - TFC	SCBPTFC4	2/Jul/2012	29-Jun-22	500,000	500,000	100.00
78	PK0002804059	SUI SOUTHERN GAS COMPANY LIMITED - CERTIFICATE OF LEASING	SSGCCL	20/Dec/2013	17-May-17	400,000	400,000	100.00
79	PK0002804067	SUI SOUTHERN GAS COMPANY LIMITED-CERTIFICATES OF LEASING-II	SSGCCL2	12/Jan/2015	28-May-18	400,000	400,000	100.00
80	PK0002804075	SUI SOUTHERN GAS COMPANY LIMITED-CERTIFICATES OF LEASING-III	SSGCCL3	12/Jan/2015	3-Jun-18	200,000	200,000	100.00
81	PK0002804083	SUI SOUTHERN GAS COMPANY LIMITED-CERTIFICATES OF LEASING-IV	SSGCCL4	31/Jul/2015	30-Oct-19	1,200,000	1,200,000	100.00
82	PK0087104011	SUMMIT BANK LIMITED - TFC (27-10-11)	SMBLTFC	3/Nov/2011	27-Oct-18	298,910	300,000	99.64
83	PK0073204015	TELECARD LIMITED - TFC (27-05-05)	TELETFC	30/Jun/2005	31-Dec-20	474,120	480,000	98.78
84	PK0045004014	THE BANK OF PUNJAB - TFC	BOPTFC	15/Feb/2017	23-Dec-26	25,000	25,000	100.00
85	PK0095304017	THREE STARS HOSIERY MILLS (PVT) LIMITED - SUKUK CERTIFICATES	TSHMLSC	11/Feb/2009	5-Aug-13	80,000	80,000	100.00
86	PK0099204015	TPL TRAKKER LIMITED - SUKUK CERTIFICATES	TPLSC	27/Jun/2016	13-Apr-21	575	600	95.83
87	PK0022804014	TREET CORPORATION LTD.-PTC (REDUNDANT DATE 10-10-2019)	TCLTC	19/Jul/2012	10-Oct-19	41,779,874	41,822,250	99.90
88	PK0058304046	TRUST INVESTMENT BANK LIMITED - TFC (04-07-08)	TRIBLTFC4	8/Aug/2008	4-Jul-13	119,339	120,000	99.45
89	PK0085004015	WAPDA FIRST SUKUK CERTIFICATES	WFSC	17/Jan/2006	22-Oct-12	961,100	1,600,000	60.07
90	PK0090604015	WAPDA SECOND SUKUK CERTIFICATES	WSSC	10/Aug/2007	13-Jul-17	1,600,000	1,600,000	100.00
91	PK0107604016	WAPDA THIRD SUKUK CERTIFICATES	WSC3	27/Feb/2014	30-Sep-21	2,000,000	2,000,000	100.00
92	PK0084304036	WORLDCALL TELECOM LIMITED - TFC (07-10-08)	WTLTFC3	6/Nov/2008	7-Oct-21	767,535	767,537	100.00
93	PK0088204018	JS BANK LIMITED - TFC	JSBLTFC	24/Feb/2017	14-Dec-23	600,000	600,000	100.00
<b>TOTAL</b>						<b>83,606,210</b>	<b>86,022,706</b>	<b>97.19</b>

 Fully Matured or Redeemed.

 Securities "Under Suspension"

 Active and Matured as per our record but Issuer is in process of Re-Structuring th

 They have matured as per our record but yet not provided us the final maturity no

 Restructured and Revised Maturity date.



## DETAIL OF OPEN END FUNDS

S. No.	Security Id	Security Name	Short Name	Live date	Units Available in CDS
1	PK0092706016	ABL CASH FUND	ABLCFO	31/Oct/2011	-
2	PK0084606018	AKD INDEX TRACKER FUND	AKDITFO	5/Jul/2007	497,680
3	PK0087306038	AL MEEZAN MUTUAL FUND	AMMFO	30/Jul/2011	40,480,200
4	PK0087206048	AL-AMEEN ISLAMIC SOVEREIGN FUND	AISF	23/Aug/2013	-
5	PK0097106014	ASKARI SOVEREIGN CASH FUND	ASCFO	9/Sep/2011	-
6	PK0096206013	ATLAS MONEY MARKET FUND	ATMMFO	15/Apr/2013	-
7	PK0088306011	BMA CHUNDRIGAR ROAD SAVINGS FUND	BMACRSF	10/Oct/2007	-
8	PK0088306029	BMA EMPRESS CASH FUND	BMAECF	23/Oct/2012	-
9	PK0094206015	FAYSAL MONEY MARKET FUND	FMMFO	12/Oct/2012	-
10	PK0096406019	FIRST CAPITAL MUTUAL FUND	CPMFIO	12/Sep/2013	15,120,336
11	PK0086206023	HBL MONEY MARKET FUND	HBLMMF	10/Sep/2014	-
12	PK0086006019	JS CASH FUND	JSCFO	31/May/2011	42,818
13	PK0086006027	JS INCOME FUND	JSIFO	31/May/2011	516,470
14	PK0081406016	JS LARGE CAP. FUND	JSLCFO	20/Sep/2010	1,492,163
15	PK0092306015	KASB CASH FUND	KASBCFO	6/Sep/2011	-
16	PK0087506033	MCB CASH MANAGEMENT OPTIMIZER	MCBCMO	19/Mar/2010	-
17	PK0087506025	MCB DYNAMIC CASH FUND	MCBDCF	14/Nov/2008	-
18	PK0087306046	MEEZAN BALANCED FUND	MBFO	28/Jun/2013	41,478,038
19	PK0089106014	NAFA GOVERNMENT SECURITIES LIQUID FUND	NAFAGSLFO	18/Oct/2011	-
20	PK0090006013	PAK OMAN GOVERNMENT SECURITIES FUND	POGSFO	3/Jan/2012	-
21	PK0084706016	PAKISTAN CAPITAL MARKET FUND	PCMFO	15/Nov/2005	3,326,421
22	PK0082106052	PAKISTAN CASH MANAGEMENT FUND	PACMF	7/Aug/2008	-
23	PK0082106060	PAKISTAN INCOME ENHANCEMENT FUND	PIEF	8/Oct/2009	-
24	PK0082106029	PAKISTAN INCOME FUND	PAIF	19/Jan/2007	-
25	PK0082106045	PAKISTAN INTERNATIONAL ELEMENT ISLAMIC ASSET ALLOCATION FUND	PIEIFO	18/Jan/2007	-
26	PK0082106037	PAKISTAN STOCK MARKET FUND	PSMF	19/Jan/2007	1,768,723
27	PK0082006013	PAKISTAN STRATEGIC ALLOCATION FUND	PSAFO	10/Nov/2010	5,132,769
28	PK0097806019	PICIC CASH FUND	PICICFO	13/Aug/2012	392,970
29	PK0097806027	PICIC ENERGY FUND	PEFO	28/Jun/2013	18,884,670
30	PK0103206014	PIML-INCOME FUND	PIFO	14/Apr/2014	-
31	PK0103206030	PRIMUS DAILY RESERVE FUND	PDRFO	14/Apr/2014	-
32	PK0103206022	PRIMUS INVESTMENT MANAGEMENT LTD.-STRATEGIC MULTI ASSET FUND	PSMAFO	14/Apr/2014	-
33	PK0087206022	UBL GOVERNMENT SECURITIES FUND	UBLGSFO	18/May/2012	-
34	PK0087206014	UBL LIQUIDITY PLUS FUND	UBLLPFO	22/Aug/2011	-
35	PK0087206030	UBL SAVINGS INCOME FUND	UBLSIFO	18/May/2012	-
					<b>129,133,258</b>