

DETAIL OF ORDINARY & PREFERENCE SHARES

S. No.	Security Id	Security Name	Short Name	Live / Setup Date	Shares in CDS		Paid-up Capital/Total Issue incl. GOP holding	% of Shares available with ref: to paid up capital including GoP holding	Paid-up Capital/Total Issue excl. GOP holding	% of Shares available with ref: to paid up capital excluding GoP holding
					Available	Market Value				
1	PK0005001018	(COLONY) THAL TEXTILE MILLS LIMITED - Freeze ***	COTT	29/Dec/2005	1,777,421	-	5,569,000	31.92	5,569,000	31.92
2	PK0061101017	786 INVESTMENT LIMITED - Freeze ***	786	17/Jun/1998	12,606,908	-	14,973,750	84.19	14,973,750	84.19
3	PK0097901018	A R MANAGEMENT SERVICES (PVT.) LIMITED	ARMSL	10/Sep/2009	646,500	6,465,000	860,000	75.17	860,000	75.17
4	PK0096601015	A.R.T. MODARABA MANAGEMENT (PVT.) LIMITED	ARTMML	24/Apr/2009	800,000	8,000,000	800,000	100.00	800,000	100.00
5	PK0025701019	ABBOTT LABORATORIES (PAKISTAN) LIMITED	ABOT	10/Jun/1998	20,969,902	19,598,470,409	97,900,302	21.42	97,900,302	21.42
6	PK0039601015	ABDULLAH SHAH GHAZI SUGAR MILLS LIMITED	AGSML	5/Dec/2006	78,518,591	-	79,261,666	99.06	79,261,666	99.06
7	PK0092701017	ABL ASSET MANAGEMENT COMPANY LIMITED	ABLAMCL	18/Apr/2008	50,000,000	50,000,000	50,000,000	100.00	50,000,000	100.00
8	PK0109801016	ACT WIND (PVT.) LIMITED	AWPL	10/Mar/2015	2,885,652	288,565,200	2,885,652	100.00	2,885,652	100.00
9	PK0010901012	ADAM SUGAR MILLS LIMITED	ADAMS	18/Dec/1998	15,417,589	655,247,533	17,290,962	89.17	17,290,962	89.17
10	PK0004901010	ADAMJEE INSURANCE COMPANY LIMITED	AICL	6/Aug/1998	337,142,940	23,047,091,378	350,000,000	96.33	350,000,000	96.33
11	PK0112501017	ADIL TEXTILE MILLS LIMITED	ADTM	17/Aug/2016	-	-	7,725,800	-	7,725,800	-
12	PK0062201014	ADOS PAKISTAN LIMITED	ADOS	18/Sep/2003	1,991,400	161,303,400	6,582,600	30.25	6,582,600	30.25
13	PK0105401019	ADVANS PAKISTAN MICROFINANCE BANK LIMITED	APMBL	11/Dec/2012	114,016,309	1,140,163,090	114,016,310	100.00	114,016,310	100.00
14	PK0113801010	AGP LIMITED	AGPL	9/Jan/2017	225,999,997	2,259,999,970	280,000,000	80.71	280,000,000	80.71
15	PK0027701017	AGRIAUTO INDUSTRIES LIMITED	AGIL	15/Mar/2000	19,944,301	8,613,943,602	28,800,000	69.25	28,800,000	69.25
16	PK0103801012	AGRIAUTO STAMPING COMPANY (PRIVATE) LIMITED	ASCPL	13/Mar/2012	114,400,634	1,144,006,634	114,400,634	100.00	114,400,634	100.00
17	PK0086301014	AGRITECH LIMITED	AGL	10/Aug/2006	389,497,780	3,497,690,064	392,430,000	99.25	392,430,000	99.25
18	PK0086302012	AGRITECH LTD.- NON-VOTING CONV & RED PREF. SHARES CLASS 'A'	AGLNCP	24/Jan/2012	159,330,615	318,661,230	159,334,269	100.00	159,334,269	100.00
19	PK0050201018	AHMAD HASSAN TEXTILE MILLS LIMITED	AHTM	9/Sep/2003	5,832,893	151,305,244	14,408,248	40.48	14,408,248	40.48
20	PK0092901013	AISHA STEEL MILLS LIMITED	ASL	15/May/2008	487,381,955	9,913,348,965	685,603,943	71.09	685,603,943	71.09
21	PK0092902011	AISHA STEEL MILLS LIMITED - PREFERENCE SHARES	ASLPS	30/May/2012	35,437,706	839,164,878	44,377,557	79.86	44,418,307	79.78
22	PK0092902029	AISHA STEEL MILLS LTD.-CONV. CUMULATIVE PREFERENCE SHARES	ASLPCS	10/Mar/2015	2,887,470	124,305,584	2,911,583	99.17	2,911,583	99.17
23	PK0002901012	AKD CAPITAL LIMITED	AKDCL	18/Sep/2003	2,410,726	312,550,626	2,507,273	96.15	2,507,273	96.15
24	PK0096701013	AKD INVESTMENT MANAGEMENT LIMITED	AKDIML	6/Apr/2009	10,996,337	109,963,370	11,000,000	99.97	11,000,000	99.97
25	PK0101801014	AKD REIT MANAGEMENT COMPANY LIMITED	AKDRMCL	26/May/2011	10,000,000	100,000,000	10,000,000	100.00	10,000,000	100.00
26	PK0114001016	AKD SECURITIES LIMITED	AKDSL	24/Jan/2017	-	-	99,999,999	-	99,999,999	-
27	PK0104201014	AKZO NOBEL PAKISTAN LIMITED	AKZO	26/Jun/2012	10,553,268	2,532,784,320	46,443,320	22.72	46,443,320	22.72
28	PK0110401012	AL SHAHEER CORPORATION LIMITED	ASC	3/Aug/2015	97,895,228	3,926,577,595	142,117,427	68.88	142,117,427	68.88
29	PK0050501011	AL-ABBAS SUGAR MILLS LIMITED	AABS	28/Nov/1998	17,088,808	3,333,172,000	17,362,300	98.42	17,362,300	98.42
30	PK0036101019	AL-ABID SILK MILLS LIMITED	AASM	16/Sep/1998	12,065,540	96,644,975	13,409,550	89.98	13,409,550	89.98
31	PK0050701017	AL-AZHAR TEXTILE MILLS LIMITED - Freeze ***	AZTM	27/Aug/2003	1,906,500	-	8,550,400	22.30	8,550,400	22.30
32	PK0086401012	ALBARAKA BANK (PAKISTAN) LIMITED	ALBARAKA	16/Sep/2006	1,373,962,760	13,739,627,600	1,373,962,781	100.00	1,373,962,781	100.00
33	PK0088801011	ALFALAH GHP INVESTMENT MANAGEMENT LIMITED	AFGHPI	31/May/2007	32,445,770	324,457,700	32,445,970	100.00	32,445,970	100.00
34	PK0029501019	AL-GHAZI TRACTORS LIMITED	AGTL	31/Oct/1998	3,558,782	2,291,428,554	57,964,201	6.14	57,964,201	6.14
35	PK0011501019	ALI ASGHAR TEXTILE MILLS LIMITED - Freeze ***	AATM	18/May/2004	926,222	-	44,426,694	2.08	44,426,694	2.08
36	PK0073701010	AL-KHAIR GADDOON LIMITED	AKGL	17/Nov/2003	2,061,900	29,258,361	10,000,000	20.62	10,000,000	20.62
37	PK0011601017	ALLAWASAYA TEXTILE & FINISHING MILLS LTD	AWTX	18/Sep/2004	2,751	990,360	800,000	0.34	800,000	0.34
38	PK0094901011	ALLIANCE INVESTMENT MANAGEMENT LIMITED	AIML	6/Nov/2008	3,500,000	35,000,000	3,500,000	100.00	3,500,000	100.00
39	PK0085201017	ALLIANZ EFU HEALTH INSURANCE LIMITED	AZEFUH	29/Dec/2005	13,499,984	134,999,840	50,000,000	27.00	50,000,000	27.00
40	PK0083501012	ALLIED BANK LIMITED	ABL	7/Apr/2005	1,134,016,154	101,630,527,721	1,145,073,830	99.03	1,145,073,830	99.03
41	PK0101001011	ALLIED ENGINEERING MANAGEMENT COMPANY (PRIVATE) LIMITED	AEMCPL	23/Sep/2010	14,559,750	145,597,500	14,560,000	100.00	14,560,000	100.00
42	PK0088101016	ALLIED RENTAL MODARABA	ARM	20/Dec/2006	118,662,757	2,951,142,767	175,500,000	67.61	175,500,000	67.61
43	PK0087301013	AL-MEEZAN INVESTMENT MANAGEMENT LIMITED	AMIML	14/Oct/2006	4,992,500	499,250,000	5,000,000	99.85	5,000,000	99.85
44	PK0099801018	AL-NOOR MODARABA MANAGEMENT (PRIVATE) LIMITED	ANMML	25/Feb/2010	3,160,500	31,605,000	3,500,000	90.30	3,500,000	90.30
45	PK0014501016	AL-NOOR SUGAR MILLS LIMITED	ALNRS	18/Nov/1998	18,409,313	1,343,695,756	20,473,702	89.92	20,473,702	89.92
46	PK0095901010	ALPHA BETA CAPITAL MARKETS (PRIVATE) LIMITED	ABCML	26/May/2009	-	-	875,000	-	875,000	-
47	PK0044401013	AL-QADIR TEXTILE MILLS LIMITED	ALQT	23/Jul/2003	374,100	31,798,500	7,560,000	4.95	7,560,000	4.95
48	PK0077001011	ALTERN ENERGY LTD.	ALTN	14/Nov/1998	301,379,058	14,990,594,345	363,380,000	82.94	363,380,000	82.94
49	PK0098801019	AL-ZAMIN MODARABA MANAGEMENT (PVT) LIMITED	AZMML	17/Dec/2015	2,944,718	29,447,180	4,721,218	62.37	4,721,218	62.37
50	PK0100401014	AMRELI STEELS LIMITED	ASTL	21/Jan/2013	294,367,772	36,192,517,567	297,011,427	99.11	297,011,427	99.11
51	PK0092101010	AMTEX LIMITED	AMTEX	6/Apr/2010	155,811,201	468,991,715	259,430,134	60.06	259,430,134	60.06
52	PK0093801014	AMZ ASSET MANAGEMENT LIMITED	AMZAML	11/Aug/2008	9,368,500	93,685,000	10,000,000	93.69	10,000,000	93.69
53	PK0082401016	AMZ VENTURES LIMITED - CLASS "A" - Freeze ***	AMZV	29/Nov/2004	22,254,000	-	22,500,000	98.91	22,500,000	98.91
54	PK0112401010	ANS CAPITAL (PRIVATE) LIMITED	ANSCPL	25/Apr/2016	-	-	68,412,100	-	68,412,100	-
55	PK0044601018	ANSARI SUGAR MILLS LIMITED	ANSM	8/Aug/2012	3,057,284	55,887,152	24,407,198	12.53	24,407,198	12.53
56	PK0104301012	A-ONE ENTERPRISES (PRIVATE) LIMITED	AONEEPL	28/Jun/2012	17,749,310	17,749,310	17,749,312	100.00	17,749,312	100.00
57	PK0082601011	APNA MICROFINANCE BANK LIMITED	AMBL	8/Jan/2005	219,906,080	1,383,209,243	220,000,000	99.96	220,000,000	99.96

DETAIL OF ORDINARY & PREFERENCE SHARES

S. No.	Security Id	Security Name	Short Name	Live / Setup Date	Shares in CDS		Paid-up Capital/Total Issue incl. GOP holding	% of Shares available with ref: to paid up capital including GoP holding	Paid-up Capital/Total Issue excl. GOP holding	% of Shares available with ref: to paid up capital excluding GoP holding
					Available	Market Value				
58	PK0039901019	APOLLO TEXTILE MILLS LIMITED - Freeze ***	APOT	27/Dec/2005	131,400	-	8,284,700	1.59	8,284,700	1.59
59	PK0076701017	ARCHROMA PAKISTAN LIMITED	ARPL	10/Feb/1999	33,231,700	23,687,223,443	34,117,881	97.40	34,117,881	97.40
60	PK0077701016	ARIF HABIB CORPORATION LIMITED	AHCL	12/Jun/2001	453,748,768	18,708,061,705	453,750,000	100.00	453,750,000	100.00
61	PK0099001015	ARIF HABIB DOLMEN REIT MANAGEMENT LIMITED	AHDRML	19/Oct/2009	20,000,000	200,000,000	20,000,000	100.00	20,000,000	100.00
62	PK0093301015	ARIF HABIB EQUITY (PVT.) LIMITED	AHEL	30/Jun/2008	5,000,000	50,000,000	20,000,000	25.00	20,000,000	25.00
63	PK0088501017	ARIF HABIB LIMITED	AHL	10/Jan/2007	27,097,839	2,178,937,234	55,000,000	49.27	55,000,000	49.27
64	PK0022201013	ARPAK INTERNATIONAL INVESTMENT LTD.	ARPAK	4/Aug/1999	294,778	7,074,672	4,000,000	7.37	4,000,000	7.37
65	PK0074801017	ARSHAD ENERGY LIMITED	AEL	31/Oct/1998	6,026,950	96,250,392	8,000,000	75.34	8,000,000	75.34
66	PK0069501010	ARTISTIC DENIM MILLS LIMITED	ADMM	6/Feb/2003	83,915,684	6,438,011,276	84,000,000	99.90	84,000,000	99.90
67	PK0062401010	ARUJ GARMENT ACCESSORIES LIMITED	ARUJ	9/Jan/2006	951,326	26,970,092	10,457,890	9.10	10,457,890	9.10
68	PK0051201017	ASHFAQ TEXTILE MILLS LIMITED	ASHT	12/Sep/2003	34,576,918	345,423,411	34,985,000	98.83	34,985,000	98.83
69	PK0024401017	ASIA INSURANCE COMPANY LIMITED	ASIC	17/Jan/2004	44,061,943	819,552,140	45,000,000	97.92	45,000,000	97.92
70	PK0105801010	ASIAN FOOD INDUSTRIES LIMITED	AFIL	18/Jan/2013	50,990,990	50,990,990	50,990,990	100.00	50,990,990	100.00
71	PK0044701016	ASIM TEXTILE MILLS LIMITED	ASTM	16/Nov/2012	2,484,900	30,812,760	15,177,000	16.37	15,177,000	16.37
72	PK0051301015	ASKARI BANK LIMITED	AKBL	3/Jun/1998	1,228,628,681	24,781,440,496	1,260,260,180	97.49	1,260,260,180	97.49
73	PK0073801018	ASKARI GENERAL INSURANCE COMPANY LIMITED	AGIC	29/Aug/1998	61,770,369	1,843,845,515	62,523,387	98.80	62,523,387	98.80
74	PK0097101015	ASKARI INVESTMENT MANAGEMENT LIMITED	ASIML	12/Jun/2009	33,499,993	334,999,930	33,500,000	100.00	33,500,000	100.00
75	PK0096201014	ATLAS ASSET MANAGEMENT LIMITED	AAML	3/Apr/2009	25,000,000	250,000,000	25,000,000	100.00	25,000,000	100.00
76	PK0011701015	ATLAS BATTERY LIMITED	ATBA	14/Nov/1998	13,659,803	12,293,822,700	17,399,769	78.51	17,399,769	78.51
77	PK0014601014	ATLAS ENGINEERING LIMITED	ATEL	2/Jan/1999	23,686,448	236,864,480	23,686,454	100.00	23,686,454	100.00
78	PK0009201010	ATLAS HONDA LIMITED	ATLH	4/Nov/1998	60,931,832	36,804,654,483	103,406,613	58.92	103,406,613	58.92
79	PK0003301014	ATLAS INSURANCE LIMITED	ATIL	18/Dec/1998	64,877,068	4,606,271,828	70,161,381	92.47	70,161,381	92.47
80	PK0078501019	ATTOCK CEMENT PAKISTAN LIMITED	ACPL	26/Jun/2002	114,337,606	34,606,563,208	114,522,468	99.84	114,522,468	99.84
81	PK0082901015	ATTOCK PETROLEUM LIMITED	APL	22/Feb/2005	68,886,804	43,152,760,630	82,944,000	83.05	82,944,000	83.05
82	PK0024501014	ATTOCK REFINERY LIMITED	ATRL	3/Nov/1998	40,288,831	15,413,700,964	85,293,000	47.24	85,293,000	47.24
83	PK0107501014	AVANCEON LIMITED	AVN	6/Jan/2014	32,049,901	1,452,181,014	132,124,125	24.26	132,124,125	24.26
84	PK0108901023	AWWAL MODARABA	AWWAL	27/Jan/2016	99,877,749	1,049,715,142	100,000,000	99.88	100,000,000	99.88
85	PK0108901015	AWWAL MODARABA MANAGEMENT LIMITED	AWMML	18/Nov/2014	10,500,000	105,000,000	10,500,000	100.00	10,500,000	100.00
86	PK0011801013	AYESHA TEXTILE MILLS LIMITED	AYTM	2/Feb/2006	455,791	198,109,558	1,400,000	32.56	1,400,000	32.56
87	PK0075101011	AZGARD NINE LIMITED	ANL	5/Apr/2003	445,906,810	4,962,942,795	449,349,439	99.23	449,349,439	99.23
88	PK0075102019	AZGARD NINE LIMITED - 8.95% CUMULATIVE PREFERENCE SHARES	ANLPS	28/Sep/2004	66,089,252	647,674,670	66,125,083	99.95	66,125,083	99.95
89	PK0075101029	AZGARD NINE LIMITED (NON-VOTING ORDINARY SHARES)	ANLNV	17/Apr/2008	5,522,431	38,657,017	5,522,431	100.00	5,522,431	100.00
90	PK0036301015	B.F. MODARABA	BFMOD	13/Aug/2003	3,490,025	34,027,744	7,515,158	46.44	7,515,158	46.44
91	PK0029601017	B.R.R. GUARDIAN MODARABA	BRR	14/May/1999	68,305,150	644,117,565	78,046,255	87.52	78,046,255	87.52
92	PK0027901013	BABA FARID SUGAR MILLS LIMITED	BAFS	23/Nov/1998	286,225	16,961,694	9,450,000	3.03	9,450,000	3.03
93	PK0019001012	BABRI COTTON MILLS LIMITED	BCML	12/Sep/2003	1,192,511	96,593,391	3,652,178	32.65	3,652,178	32.65
94	PK0025801017	BALUCHISTAN GLASS LIMITED	BGL	14/Apr/2000	171,228,676	2,594,114,441	171,600,000	99.78	171,600,000	99.78
95	PK0024601012	BALUCHISTAN PARTICLE BOARD LIMITED	BPBL	9/May/2012	2,575,486	24,467,117	6,000,000	42.92	6,000,000	42.92
96	PK0062601015	BALUCHISTAN WHEELS LIMITED	BWHL	27/Jan/1999	12,871,066	1,911,353,301	13,334,250	96.53	13,334,250	96.53
97	PK0051601018	BANK AL HABIB LIMITED	BAHL	3/Jun/1998	810,521,197	45,997,077,930	1,111,425,416	72.93	1,111,425,416	72.93
98	PK0078701015	BANK ALFALAH LIMITED	BAFL	15/Jun/2004	1,545,737,112	62,138,631,902	1,607,571,974	96.15	1,607,571,974	96.15
99	PK0081501014	BANKISLAMI MODARABA INVESTMENTS LIMITED	BIMIL	16/Jun/2004	7,997,500	79,975,000	8,000,000	99.97	8,000,000	99.97
100	PK0084801015	BANKISLAMI PAKISTAN LIMITED	BIPL	1/Dec/2005	992,632,658	13,202,014,351	1,007,912,090	98.48	1,007,912,090	98.48
101	PK0051701016	BANNU WOOLLEN MILLS LIMITED	BNWM	8/Aug/2003	4,874,038	333,871,603	9,506,250	51.27	9,506,250	51.27
102	PK0023001016	BATA PAKISTAN LIMITED	BATA	10/Sep/1999	1,760,831	5,810,742,300	7,560,000	23.29	7,560,000	23.29
103	PK0026901014	BAWANY AIR PRODUCTS LIMITED	BAPL	20/Mar/1999	4,124,889	47,147,481	7,502,510	54.98	7,502,510	54.98
104	PK0009301018	BAWANY SUGAR MILLS LIMITED	BAWS	5/Dec/2006	7,453,375	74,533,750	8,724,591	85.43	8,724,591	85.43
105	PK0005901019	BEEMA-PAKISTAN COMPANY LIMITED - Freeze ***	BEEM	14/Apr/2005	77,966,622	-	99,955,494	78.00	99,955,494	78.00
106	PK0020401011	BERGER PAINTS PAKISTAN LIMITED	BERG	11/Feb/1999	17,860,252	3,327,900,755	18,186,409	98.21	18,186,409	98.21
107	PK0077601018	BESTWAY CEMENT LIMITED	BWCL	24/Mar/2001	58,821,824	12,889,038,075	596,252,783	9.87	596,252,783	9.87
108	PK0036401013	BHANERO TEXTILE MILLS LIMITED	BHAT	17/Jan/2001	642,400	578,160,000	3,000,000	21.41	3,000,000	21.41
109	PK0062801011	BIAFO INDUSTRIES LIMITED	BIFO	1/Jan/2001	13,847,256	3,465,968,177	22,000,000	62.94	22,000,000	62.94
110	PK0045101018	BILAL FIBRES LIMITED	BILF	25/Oct/2003	1,300,176	21,517,913	14,100,000	9.22	14,100,000	9.22
111	PK0090801017	BIPL SECURITIES LIMITED	BIPLS	28/May/2008	23,019,640	253,906,629	100,000,000	23.02	100,000,000	23.02
112	PK0045201016	BLESSED TEXTILES LIMITED	BTL	17/Jan/2001	1,224,400	294,296,784	6,432,000	19.04	6,432,000	19.04
113	PK0095801012	BMA ASSET MANAGEMENT COMPANY LIMITED	BMAAMC	29/Apr/2009	14,999,200	149,992,000	15,000,000	99.99	15,000,000	99.99

DETAIL OF ORDINARY & PREFERENCE SHARES

S. No.	Security Id	Security Name	Short Name	Live / Setup Date	Shares in CDS		Paid-up Capital/Total Issue incl. GOP holding	% of Shares available with ref: to paid up capital including GoP holding	Paid-up Capital/Total Issue excl. GOP holding	% of Shares available with ref: to paid up capital excluding GoP holding
					Available	Market Value				
226	PK0094401012	FAUJI FRESH N FREEZE LIMITED	FFNFL	5/Nov/2008	253,898,576	2,538,985,760	253,960,000	99.98	253,960,000	99.98
227	PK0040901016	FAWAD TEXTILE MILLS LIMITED - Freeze ***	FTM	5/Oct/2002	7,192,180	-	9,206,680	78.12	9,206,680	78.12
228	PK0094201016	FAYSAL ASSET MANAGEMENT LIMITED	FAML	22/Oct/2008	14,995,500	149,955,000	15,000,000	99.97	15,000,000	99.97
229	PK0070501017	FAYSAL BANK LIMITED	FABL	10/Dec/1997	1,285,774,732	28,929,931,470	1,319,736,109	97.43	1,319,736,109	97.43
230	PK0014901018	FAZAL CLOTH MILLS LIMITED	FZCM	21/Aug/2003	29,314,266	5,246,960,471	30,000,000	97.71	30,000,000	97.71
231	PK0069501012	FACTO CEMENT LIMITED	FACTC	30/Sep/1998	30,636,671	3,196,017,519	50,160,000	61.08	50,160,000	61.08
232	PK0021001018	FEROZE1888 MILLS LIMITED	FML	29/Aug/2003	375,854,065	41,569,459,589	376,800,968	99.75	376,800,968	99.75
233	PK0005201014	FEROZSONS LABORATORIES LIMITED	FEROZ	3/Mar/2001	21,344,389	8,249,819,792	30,186,841	70.71	30,186,841	70.71
234	PK0098901017	FINCA MICROFINANCE BANK LIMITED	FMBL	28/Aug/2009	634,888,711	6,348,887,110	634,888,711	100.00	634,888,711	100.00
235	PK0050801015	FIRST AL-NOOR MODARABA	FANM	10/Jun/1999	20,711,485	85,745,548	21,000,000	98.63	21,000,000	98.63
236	PK0078101018	FIRST CAPITAL EQUITIES LIMITED	FCEL	7/Nov/2001	107,480,700	967,326,300	141,335,500	76.05	141,335,500	76.05
237	PK0096401010	FIRST CAPITAL INVESTMENTS LIMITED	FCIL	3/Feb/2010	8,638,300	86,383,000	21,000,144	41.13	21,000,144	41.13
238	PK0063801010	FIRST CAPITAL SECURITIES CORPORATION LTD	FCSC	11/Dec/1997	241,675,839	937,702,255	316,610,112	76.33	316,610,112	76.33
239	PK0045601017	FIRST CONSTELLATION MODARABA - Freeze ***	FCONM	8/Aug/2003	2,762,537	-	6,462,500	42.75	6,462,500	42.75
240	PK0094101018	FIRST CREDIT AND INVESTMENT BANK LIMITED	FCIBL	9/Aug/2008	64,764,705	487,030,582	65,000,000	99.64	65,000,000	99.64
241	PK0063401019	FIRST DAWOOD INVESTMENT BANK LIMITED	FDIBL	1/Jul/1998	145,488,844	467,019,189	148,390,023	98.04	148,390,023	98.04
242	PK0052901011	FIRST ELITE CAPITAL MODARABA	FECM	13/Aug/2003	9,721,143	40,828,801	11,340,000	85.72	11,340,000	85.72
243	PK0053101017	FIRST EQUITY MODARABA	FEM	5/Dec/2000	43,703,419	273,583,403	52,440,000	83.34	52,440,000	83.34
244	PK0053601016	FIRST FIDELITY LEASING MODARABA	FFLM	5/Oct/1998	22,493,553	73,104,047	26,413,804	85.16	26,413,804	85.16
245	PK0029901011	FIRST HABIB MODARABA	FHAM	4/Jun/1999	190,770,923	2,088,941,607	201,600,000	94.63	201,600,000	94.63
246	PK0041301018	FIRST IBL MODARABA	FIBLM	3/Apr/2004	19,139,317	84,212,995	20,187,500	0.00	20,187,500	94.81
247	PK0065101013	FIRST IMROOZ MODARABA	FIMM	30/Nov/1999	2,655,200	612,023,600	3,000,000	88.51	3,000,000	88.51
248	PK0080301010	FIRST NATIONAL BANK MODARABA	FNBM	6/Dec/2003	24,173,399	75,421,005	25,000,000	96.69	25,000,000	96.69
249	PK0082301018	FIRST NATIONAL EQUITIES LIMITED	FNEL	22/Oct/2004	141,777,878	1,162,578,600	141,809,831	99.98	141,809,831	99.98
250	PK0048301011	FIRST PAK MODARABA	PAKMI	1/Jul/1999	9,998,036	31,493,813	12,540,000	79.73	12,540,000	79.73
251	PK0072201012	FIRST PARAMOUNT MODARABA	FPRM	9/Aug/2003	5,971,413	51,234,724	13,788,416	43.31	13,788,416	43.31
252	PK0042801016	FIRST PRUDENTIAL MODARABA	PMI	19/May/1999	76,398,043	168,075,695	87,217,660	87.59	87,217,660	87.59
253	PK0061301013	FIRST PUNJAB MODARABA	FPJM	14/May/1999	31,029,950	248,239,600	34,020,000	91.21	34,020,000	91.21
254	PK0088401010	FIRST TREET MANUFACTURING MODARABA	FTMM	12/Jan/2007	195,584,549	9,515,188,309	195,599,994	99.99	195,599,994	99.99
255	PK0043901013	FIRST TRI-STAR MODARABA	FTSM	20/Aug/2003	17,589,804	193,311,946	21,163,104	83.12	21,163,104	83.12
256	PK0049801019	FIRST UDL MODARABA	FUDLM	31/May/1999	21,845,168	823,562,834	26,386,600	82.79	26,386,600	82.79
257	PK0100701017	FIRST WOMEN BANK LIMITED *	FWBL	6/Aug/2010	61,624,008	616,240,080	349,411,250	17.64	69,322,457	88.89
258	PK0089401019	FLYING CEMENT COMPANY LIMITED	FLYNG	12/Apr/2007	175,600,797	3,311,831,031	176,000,000	99.77	176,000,000	99.77
259	PK0108201010	FOUNDATION WIND ENERGY - II (PRIVATE) LIMITED	FWEPL	21/Apr/2014	-	-	19,587,467	-	19,587,467	-
260	PK0108101012	FOUNDATION WIND ENERGY-I LIMITED	FWEL	21/Apr/2014	-	-	211,640,306	-	211,640,306	-
261	PK0053801012	FRONTIER CERAMICS LIMITED	FRCL	4/Sep/2003	34,630,609	256,266,507	37,873,821	91.44	37,873,821	91.44
262	PK0064101014	GADOON TEXTILE MILLS LIMITED	GADT	14/Jan/2002	27,448,740	5,791,684,140	28,029,583	97.93	28,029,583	97.93
263	PK0002501010	GAMMON PAKISTAN LIMITED	GAMON	18/Dec/2003	3,526,190	132,725,792	28,266,231	12.47	28,266,231	12.47
264	PK0053901010	GATRON (INDUSTRIES) LIMITED	GATI	16/Sep/1998	6,457,040	564,991,000	38,364,480	16.83	38,364,480	16.83
265	PK0064201012	GENERTECH PAKISTAN LIMITED - - Freeze ***	GENP	8/Dec/1998	17,348,308	-	19,800,000	87.62	19,800,000	87.62
266	PK0007101014	GHANDHARA INDUSTRIES LIMITED	GHNI	12/Aug/2003	15,490,665	10,070,636,223	21,304,422	72.71	21,304,422	72.71
267	PK0059701018	GHANDHARA NISSAN LIMITED	GHNL	30/Oct/1998	35,328,239	7,951,680,034	45,002,482	78.50	45,002,482	78.50
268	PK0054001018	GHANI AUTOMOBILE INDUSTRIES LIMITED	GAIL	11/Mar/2005	49,535,562	578,080,009	50,000,000	99.07	50,000,000	99.07
269	PK0099101013	GHANI GASES LIMITED	GGL	11/Nov/2009	61,286,704	1,611,840,315	124,781,286	49.12	124,781,286	49.12
270	PK0064301010	GHANI GLASS LIMITED	GHGL	25/Jun/2002	129,825,643	10,830,055,139	219,248,042	59.21	219,248,042	59.21
271	PK0109601010	GHANI GLOBAL GLASS LIMITED	GGGL	3/Mar/2015	74,918,385	1,497,618,516	100,000,000	74.92	100,000,000	74.92
272	PK0013401010	GHANI VALUE GLASS LIMITED	GVGL	5/Dec/2005	3,286,327	67,369,704	29,951,625	10.97	29,951,625	10.97
273	PK0005701013	GHRIBWAL CEMENT LIMITED	GWLC	30/Sep/1998	399,449,635	18,190,936,378	400,273,960	99.79	400,273,960	99.79
274	PK0054101016	GHAZI FABRICS INTERNATIONAL LIMITED	GFIL	8/Jun/2006	3,089,300	26,876,910	32,635,600	9.47	32,635,600	9.47
275	PK0034001013	GILLETTE PAKISTAN LIMITED	GLPL	4/Aug/1999	4,383,396	1,374,194,646	19,200,000	22.83	19,200,000	22.83
276	PK0059801016	GLAMOUR TEXTILE MILLS LIMITED	GLAT	23/Jun/2003	2,020,289	121,217,340	26,640,000	7.58	26,640,000	7.58
277	PK0112101016	GLAXOSMITHKLINE CONSUMER HEALTHCARE PAKISTAN LIMITED	GSKCH	1/Jul/2016	15,368,819	3,212,236,859	95,550,183	16.08	95,550,183	16.08
278	PK0001301016	GLAXOSMITHKLINE PAKISTAN LIMITED	GLAXO	10/Feb/1999	51,302,996	10,102,585,972	318,467,278	16.11	318,467,278	16.11
279	PK0110901011	GLOBAL ARTS LIMITED	GAL	28/Oct/2015	1,706,640,690	17,064,406,900	170,641,190	100.00	170,641,190	100.00
280	PK0032301019	GOC (PAK) LIMITED	GOC	1/May/1999	1,115,943	73,071,948	7,349,341	15.18	7,349,341	15.18

DETAIL OF ORDINARY & PREFERENCE SHARES

S. No.	Security Id	Security Name	Short Name	Live / Setup Date	Shares in CDS		Paid-up Capital/Total Issue incl. GOP holding	% of Shares available with ref: to paid up capital including GoP holding	Paid-up Capital/Total Issue excl. GOP holding	% of Shares available with ref: to paid up capital excluding GoP holding
					Available	Market Value				
281	PK0027201018	GOLDEN ARROW SELECTED STOCKS FUND LTD.	GASF	11/Mar/2003	147,912,952	1,950,971,837	152,098,344	97.25	152,098,344	97.25
282	PK0106101014	GOODLUCK INDUSTRIES LIMITED	GIL	16/Aug/2013	116	58,000	300,000	0.04	300,000	0.04
283	PK0076401014	GRAYS LEASING LTD.	GRYL	15/Jul/1998	12,657,506	80,881,463	21,500,000	58.87	21,500,000	58.87
284	PK0015201012	GUL AHMED TEXTILE MILLS LIMITED	GATM	29/Jul/1999	352,158,217	14,431,443,733	356,495,525	98.78	297,079,604	118.54
285	PK0106701011	GUL AHMED WIND POWER LIMITED	GAWPL	10/24/2013	321,798,065	3,217,980,650	321,798,065	100.00	321,798,065	100.00
286	PK0064601013	GULISTAN SPINNING MILLS LIMITED - Freeze ***	GUSM	16/Mar/2000	11,868,154	-	14,641,000	81.06	14,641,000	81.06
287	PK0012301013	GULISTAN TEXTILE MILLS LIMITED - Freeze ***	GUTM	3/Mar/2003	6,676,628	-	18,983,899	35.17	18,983,899	35.17
288	PK0036901012	GULSHAN SPINNING MILLS LIMITED	GSPM	3/Apr/2000	20,632,537	-	22,225,038	92.83	22,225,038	92.83
289	PK0089201013	HABIB ASSET MANAGEMENT LIMITED	HAML	24/Mar/2007	21,278,818	212,788,180	23,000,000	92.52	23,000,000	92.52
290	PK0100801015	HABIB BANK FINANCIAL SERVICES (PVT) LIMITED	HBFSL	30/Jun/2010	3,249,998	3,249,998	3,250,000	100.00	3,250,000	100.00
291	PK0085101019	HABIB BANK LIMITED	HBL	17/Jan/2006	1,453,047,468	391,073,195,538	1,466,852,508	99.06	1,466,852,508	99.06
292	PK0104701013	HABIB FARMS (PRIVATE) LIMITED	HFFPL	6/Jul/2012	6,225,000	62,250,000	6,225,000	100.00	6,225,000	100.00
293	PK0000301017	HABIB INSURANCE COMPANY LIMITED	HICL	10/Dec/1998	70,045,359	1,087,103,972	123,874,755	56.55	123,874,755	56.55
294	PK0104401010	HABIB METRO PAKISTAN (PRIVATE) LIMITED	HMPPL	28/Jun/2012	340,088,509	3,400,885,090	340,088,520	100.00	340,088,520	100.00
295	PK0055401019	HABIB METROPOLITAN BANK LIMITED	HMB	4/Mar/1998	1,019,629,838	33,698,766,146	1,047,831,480	97.31	1,047,831,480	97.31
296	PK0111101017	HABIB METROPOLITAN MODARABA MANAGEMENT COMPANY LIMITED	HMMMPL	29/Jan/2016	749,998	7,499,980	750,000	100.00	750,000	100.00
297	PK0100301016	HABIB MODARABA MANAGEMENT (PRIVATE) LIMITED	HMMPL	26/Aug/2010	-	-	1,500,000	-	1,500,000	-
298	PK0106201012	HABIB SAFE DEPOSIT VAULT (PRIVATE) LIMITED	HSDVPL	17/May/2013	259,800	1,299,000	260,000	99.92	260,000	99.92
299	PK0006801010	HABIB SUGAR MILLS LIMITED	HABSM	18/Nov/1998	81,235,425	3,042,266,666	150,000,000	54.16	150,000,000	54.16
300	PK0026401015	HABIB-ADM LIMITED	HAL	11/May/2001	7,255,869	157,089,564	40,000,000	18.14	40,000,000	18.14
301	PK0001701017	HAFIZ LIMITED	HAFL	8/Jun/2012	34,564	5,697,184	1,200,000	2.88	1,200,000	2.88
302	PK0064701011	HAJI MOHAMMAD ISMAIL MILLS LTD	HMIM	2/Sep/2003	11,858,036	87,749,466	11,975,040	99.02	11,975,040	99.02
303	PK0041201010	HAJRA TEXTILE MILLS LIMITED - Freeze ***	HAJT	7/Jul/2003	1,987,705	-	13,750,000	14.46	13,750,000	14.46
304	PK0046601016	HALA ENTERPRISES LIMITED	HAEL	7/Mar/2011	1,396,422	11,841,659	6,804,000	20.52	6,804,000	20.52
305	PK0101701016	HALMORE POWER GENERATION COMPANY LIMITED	HPGCL	7/Apr/2011	75,000,000	750,000,000	601,658,344	12.47	601,658,344	12.47
306	PK0111901010	HARTFORD ALTERNATIVE ENERGY (PRIVATE) LIMITED	HAEP	4/Apr/2016	15,402,000	154,020,000	15,402,000	100.00	15,402,000	100.00
307	PK0108001014	HASCOL PETROLEUM LIMITED	HASCOL	20/Jan/2014	118,931,917	40,567,676,889	120,679,200	98.55	120,679,200	98.55
308	PK0064801019	HASEEB WAQAS SUGAR MILLS LIMITED	HWGS	23/Nov/1998	32,065,160	377,406,933	32,400,000	98.97	32,400,000	98.97
309	PK0042901014	HASSAN ALI RICE EXPORT CO. LIMITED	HARECL	13/Aug/2003	4,692,802	46,928,020	4,758,663	98.62	4,758,663	98.62
310	PK0000401015	HAYDARI CONSTRUCTION COMPANY LIMITED	HADC	11/Mar/2004	5,882,315	103,646,390	6,400,000	91.91	6,400,000	91.91
311	PK0086201016	HBL ASSET MANAGEMENT LIMITED	HBLAML	30/Mar/2009	10,000,000	100,000,000	10,000,000	100.00	10,000,000	100.00
312	PK0070701013	HIGHNOON LABORATORIES LIMITED	HINOON	10/Feb/1999	22,682,783	14,205,546,509	25,542,316	88.80	25,542,316	88.80
313	PK0034101011	HINOPAK MOTORS LIMITED	HINO	30/Jun/1999	1,304,719	1,709,181,890	12,400,600	10.52	12,400,600	10.52
314	PK0083301017	HIRA TEXTILE MILLS LIMITED	HIRAT	12/Feb/2007	50,544,517	453,384,317	86,577,920	58.38	86,577,920	58.38
315	PK0111201015	HI-TECH LUBRICANTS LIMITED	HTL	25/Feb/2016	28,547,400	3,111,952,074	116,004,000	24.61	116,004,000	24.61
316	PK0064901017	HONDA ATLAS CARS (PAKISTAN) LIMITED	HCAR	6/Aug/1998	69,154,964	60,005,070,713	142,800,000	48.43	142,800,000	48.43
317	PK0114801019	HUB POWER HOLDINGS LIMITED	HUBPHL	27/Apr/2017	99,999,996	999,999,960	100,000,000	100.00	100,000,000	100.00
318	PK0031301010	HUFFAZ SEAMLESS PIPE INDUSTRIES LIMITED	HSPI	29/Jul/2003	19,309,663	826,067,383	55,484,300	34.80	55,484,300	34.80
319	PK0083801016	HUM NETWORK LIMITED	HUMNL	19/Jul/2005	942,426,370	11,064,085,584	945,000,000	99.73	945,000,000	99.73
320	PK0001401014	HUSEIN INDUSTRIES LIMITED - Freeze ***	HUSI	11/Dec/2004	3,777,760	-	10,625,852	35.55	10,625,852	35.55
321	PK0011001010	HUSEIN SUGAR MILLS LIMITED	HSM	23/Nov/1998	15,739,768	675,865,638	17,000,000	92.59	17,000,000	92.59
322	PK0095501018	IBL HEALTHCARE LIMITED	IBLHL	14/Feb/2009	23,368,963	2,851,013,486	49,170,550	47.53	49,170,550	47.53
323	PK0102601017	IBL MODARABA MANAGEMENT (PRIVATE) LIMITED	IMML	9/Sep/2011	1,248,500	12,485,000	1,250,000	99.88	1,250,000	99.88
324	PK0070801011	IBRAHIM FIBRES LIMITED	IBFL	22/Apr/1998	286,430,887	19,663,480,393	310,507,000	92.25	310,507,000	92.25
325	PK0047501017	ICC TEXTILES LIMITED	ICCT	24/Sep/2003	23,305,150	-	30,001,120	77.68	30,001,120	77.68
326	PK0003101018	ICI PAKISTAN LIMITED	ICI	30/Sep/1998	91,028,869	99,635,648,564	92,359,050	98.56	92,359,050	98.56
327	PK0046901010	IDEAL SPINNING MILLS LIMITED	IDSM	26/Apr/2005	3,187,400	22,439,296	9,920,000	32.13	9,920,000	32.13
328	PK0054301012	IDREES TEXTILE MILLS LIMITED	IDRT	8/Aug/2003	13,617,280	291,682,138	18,048,000	75.45	18,048,000	75.45
329	PK0032601012	IGI INSURANCE LIMITED	IGIL	9/Dec/1998	38,630,139	12,238,028,035	122,689,531	31.49	122,689,531	31.49
330	PK0041001014	IGI INVESTMENT BANK LIMITED	IGIBL	22/Apr/1998	207,149,363	625,591,076	212,102,550	97.66	212,102,550	97.66
331	PK0069401013	IGI LIFE INSURANCE LIMITED	IGIL	11/Jul/2005	59,561,926	6,535,134,521	65,098,000	91.50	60,500,000	98.45
332	PK0113901018	IJAR CAPITAL PARTNERS LIMITED	ICPL	10/Feb/2017	15,000,000	15,000,000	15,000,000	100.00	15,000,000	100.00
333	PK0093001011	IMPERIAL SUGAR LIMITED	IMSL	15/May/2008	28,982,145	854,393,635	99,020,000	29.27	99,020,000	29.27
334	PK0115001015	INBOX BUSINESS TECHNOLOGIES LIMITED	IBTL	26/May/2017	-	-	7,101,230	-	7,101,230	-
335	PK0006901018	INDUS DYEING AND MANUFACTURING CO. LTD.	IDYM	13/Aug/2001	17,891,335	11,414,671,730	18,073,730	98.99	18,073,730	98.99
336	PK0103401011	INDUS LYALLPUR LIMITED	ILPL	30/Jan/2012	71,540,000	715,400,000	71,540,000	100.00	71,540,000	100.00

DETAIL OF ORDINARY & PREFERENCE SHARES

S. No.	Security Id	Security Name	Short Name	Live / Setup Date	Shares in CDS		Paid-up Capital/Total Issue incl. GOP holding	% of Shares available with ref: to paid up capital including GoP holding	Paid-up Capital/Total Issue excl. GOP holding	% of Shares available with ref: to paid up capital excluding GoP holding
					Available	Market Value				
337	PK0054501017	INDUS MOTOR COMPANY LIMITED	INDU	6/May/1998	13,351,112	23,946,554,483	78,600,000	16.99	78,600,000	16.99
338	PK0115201011	INDUS WIND ENERGY LIMITED	IWEL	29/May/2017	-	-	4,000,000	-	4,000,000	-
339	PK0009701019	INNOVATIVE INVESTMENT BANK LIMITED - Freeze ***	IVBL	18/Jul/2007	570,330	5,703,300	84,392,284	0.68	84,392,284	0.68
340	PK0114501023	INTERLOOP LIMITED - NON-VOTING ORDINARY SHARES	ILLNV	21/Apr/2017	338,499	3,384,990	338,499	100.00	338,499	100.00
341	PK0108501013	INTERNATIONAL BRANDS LIMITED	INBL	21/May/2014	182,007,707	1,820,077,070	235,082,696	77.42	235,082,696	77.42
342	PK0028501010	INTERNATIONAL INDUSTRIES LIMITED	INIL	16/Oct/1998	118,052,016	43,510,431,537	119,892,619	98.46	119,892,619	98.46
343	PK0065401017	INTERNATIONAL KNITWEAR LIMITED	INKL	28/Feb/2008	7,101,729	99,495,223	9,675,000	73.40	9,675,000	73.40
344	PK0111801012	INTERNATIONAL PACKAGING FILMS (PRIVATE) LIMITED	IPFPL	25/Feb/2016	41,400,000	414,000,000	41,700,000	99.28	41,700,000	99.28
345	PK0102001010	INTERNATIONAL STEELS LIMITED	ISL	6/May/2011	189,664,165	24,256,150,062	435,000,000	43.60	435,000,000	43.60
346	PK0059101011	INVEST CAPITAL INVESTMENT BANK LIMITED	ICIBL	3/Jun/1998	273,804,118	577,726,689	284,866,896	96.12	284,866,896	96.12
347	PK0101101019	INVEST CAPITAL MARKETS LIMITED	ICML	16/Sep/2010	15,000,000	150,000,000	15,000,003	100.00	15,000,003	100.00
348	PK0105001017	ISE TOWERS REIT MANAGEMENT COMPANY LIMITED	ISETRMCL	15/Aug/2012	367,186,963	3,671,869,630	367,186,963	100.00	367,186,963	100.00
349	PK0037201016	ISHAQ TEXTILE MILLS LIMITED	ISTM	29/Jan/1999	2,269,634	26,781,681	9,660,000	23.50	9,660,000	23.50
350	PK0019501011	ISLAND TEXTILE MILLS LTD.	ILTM	12/Jul/2001	473,600	395,886,976	500,000	94.72	500,000	94.72
351	PK0041501013	ISMAIL INDUSTRIES LIMITED	ISIL	14/May/1999	63,664,122	22,282,442,700	63,804,750	99.78	63,804,750	99.78
352	PK0103701014	ITMINDS LIMITED	ITMINDS	9/Mar/2012	4,999,995	49,999,950	5,000,000	100.00	5,000,000	100.00
353	PK0115101013	ITTEFAQ IRON INDUSTRIES LIMITED	ITTEFAQ	10/May/2017	128,794,740	1,287,947,400	131,221,240	98.15	89,471,240	143.95
354	PK0078901011	ITTEHAD CHEMICALS LIMITED	ICL	14/Apr/2003	35,509,887	1,110,749,265	77,000,000	46.12	65,000,000	54.63
355	PK0054601015	J. A. TEXTILE MILLS LIMITED	JATM	31/Aug/2007	1,890,600	6,995,220	12,601,160	15.00	12,601,160	15.00
356	PK0041601011	J. K. SPINNING MILLS LIMITED	JKSM	28/Jun/2004	4,615,799	136,166,071	73,083,930	6.32	73,083,930	6.32
357	PK0060301014	JAHANGIR SIDDIQUI & CO. LTD.	JSCL	4/Mar/1998	913,937,033	20,865,182,463	915,942,388	99.78	915,942,388	99.78
358	PK0006001017	JANANA DE MALUCHO TEXTILE MILLS LIMITED	JDMT	12/Aug/2003	1,053,204	105,320,400	4,784,850	22.01	4,784,850	22.01
359	PK0074901015	JAPAN POWER GENERATION LIMITED	JJGL	22/Aug/1998	148,188,721	640,175,275	156,037,591	94.97	156,037,591	94.97
360	PK0019701017	JAUHARABAD SUGAR MILLS LIMITED	JSML	13/Aug/2004	10,586,334	597,069,238	22,482,513	47.09	22,482,513	47.09
361	PK0065601012	JAVED OMER VOHRA & COMPANY LIMITED - Freeze ***	JOVC	18/Mar/1998	50,549,066	-	50,820,000	99.47	50,820,000	99.47
362	PK0006101015	JAVEDAN CORPORATION LIMITED	JVDC	6/Oct/1998	156,467,672	6,034,958,109	157,051,028	99.63	129,368,399	120.95
363	PK0006102013	JAVEDAN CORPORATION LTD.-12% CUM, N.VOT, CONV&RED PREF. SHARES	JVDCPS	29/Dec/2011	45,059,700	1,094,950,710	45,150,200	99.80	91,471,300	49.26
364	PK0054701013	JDW SUGAR MILLS LIMITED	JDWS	18/Jan/2003	51,861,010	21,263,014,100	59,776,661	86.76	59,776,661	86.76
365	PK0005401010	JOHNSON & PHILLIPS (PAKISTAN) LIMITED	JOPP	23/Jul/2004	2,148,763	64,441,402	5,450,000	39.43	5,450,000	39.43
366	PK0088201014	JS BANK LIMITED	JSBL	29/Dec/2006	1,067,953,064	10,241,669,884	1,072,464,262	99.58	1,072,464,262	99.58
367	PK0088202012	JS BANK LIMITED - PREFERENCE SHARES	JSBLPS	20/Feb/2014	149,994,948	1,499,949,480	150,000,000	100.00	150,000,000	100.00
368	PK0082801017	JS GLOBAL CAPITAL LIMITED	JSGCL	15/Jan/2005	37,930,494	2,650,962,226	38,007,000	-	38,007,000	99.80
369	PK0086001010	JS INVESTMENTS LIMITED	JSIL	25/Jul/2006	80,056,620	1,088,770,032	80,171,818	99.86	80,171,818	99.86
370	PK0001901013	JUBILEE GENERAL INSURANCE COMPANY LIMITED	JGICL	9/Dec/1998	109,018,181	10,792,799,919	180,446,574	60.42	180,446,574	60.42
371	PK0074201010	JUBILEE LIFE INSURANCE COMPANY LIMITED	JLICL	4/Apr/2005	73,216,497	62,819,754,426	79,330,680	92.29	79,330,680	92.29
372	PK0020901010	JUBILEE SPINNING & WEAVING MILLS LIMITED	JUBS	12/Aug/2003	31,403,903	192,191,886	32,491,205	96.65	32,491,205	96.65
373	PK0060401012	KARAM CERAMICS LIMITED	KCL	17/Aug/2002	3,984,160	103,588,160	14,548,676	27.39	14,548,676	27.39
374	PK0015401018	KARIM COTTON MILLS LIMITED - Freeze ***	KACM	7/Aug/2014	-	-	1,183,294	-	1,183,294	-
375	PK0076301016	KASB CORPORATION LIMITED	KCORP	29/Jul/1998	8,594	85,940	557,773,090	0.00	557,773,090	0.00
376	PK0092301016	KASB FUNDS LIMITED	KASBFL	5/Mar/2008	30,972,941	309,729,410	32,181,818	96.24	32,181,818	96.24
377	PK0097401019	KASB INVEST (PRIVATE) LIMITED	KASBIL	1/Jun/2009	28,885,000	288,850,000	29,050,000	99.43	29,050,000	99.43
378	PK0042001013	KASB MODARABA	KASBM	4/Jun/2003	46,035,145	115,087,863	48,066,480	95.77	48,066,480	95.77
379	PK0000501012	K-ELECTRIC LIMITED *	KEL	8/Jul/1998	20,883,355,345	144,095,151,881	27,615,194,246	75.62	20,888,281,969	99.98
380	PK0060501019	KHAIRPUR SUGAR MILLS LIMITED	KPUS	24/May/2012	7,844,600	243,182,600	16,017,500	48.98	16,017,500	48.98
381	PK0041701019	KHALID SIRAJ TEXTILE MILLS LIMITED	KSTM	23/Jul/2003	2,558,306	19,954,787	10,700,000	23.91	10,700,000	23.91
382	PK0097001017	KHAN HOUSING & AGRICULTURE NETWORK LIMITED	KHANL	30/Apr/2009	6,625,889	66,258,890	12,616,432	52.52	12,616,432	52.52
383	PK0037401012	KHURSHID SPINNING MILLS LIMITED - Freeze ***	KHSM	18/Feb/2015	-	-	13,174,800	-	13,174,800	-
384	PK0094501019	KHUSHALI MICROFINANCE BANK LIMITED	KBL	30/Oct/2008	170,500,000	1,705,000,000	170,500,000	100.00	170,500,000	100.00
385	PK0006201013	KHYBER TEXTILE MILLS LIMITED	KHYT	17/Aug/2012	18,415	1,274,318	1,227,503	1.50	1,227,503	1.50
386	PK0012401011	KHYBER TOBACCO COMPANY LIMITED	KHTC	31/Aug/2010	62,710	46,241,100	1,201,841	5.22	1,201,841	5.22
387	PK0075001013	KOHAT CEMENT COMPANY LIMITED	KOHC	30/Sep/1998	153,862,419	35,274,498,180	154,508,689	99.58	154,508,689	99.58
388	PK0015501015	KOHAT TEXTILE MILLS LIMITED	KOHTM	9/Jul/2003	20,532,562	287,661,194	20,800,000	98.71	20,800,000	98.71
389	PK0071101015	KOHINOOR ENERGY LIMITED	KOHE	14/Oct/1998	104,800,509	4,513,757,923	169,458,614	61.84	169,458,614	61.84
390	PK0003201016	KOHINOOR INDUSTRIES LIMITED	KOIL	8/Jun/2004	28,907,054	154,652,739	30,302,543	95.39	30,302,543	95.39
391	PK0041801017	KOHINOOR MILLS LIMITED	KML	24/Dec/1998	50,476,134	2,395,597,320	50,911,011	99.15	50,911,011	99.15
392	PK0060601017	KOHINOOR POWER COMPANY LIMITED	KOHP	25/Nov/1998	12,304,646	87,362,987	12,600,000	97.66	12,600,000	97.66

DETAIL OF ORDINARY & PREFERENCE SHARES

S. No.	Security Id	Security Name	Short Name	Live / Setup Date	Shares in CDS		Paid-up Capital/Total Issue incl. GOP holding	% of Shares available with ref: to paid up capital including GoP holding	Paid-up Capital/Total Issue excl. GOP holding	% of Shares available with ref: to paid up capital excluding GoP holding
					Available	Market Value	Shares/Units	Shares/Units		
393	PK0028601018	KOHINOOR SPINNING MILLS LIMITED	KOSM	4/Jul/2003	66,768,242	327,832,068	130,000,000	51.36	130,000,000	51.36
394	PK0018101011	KOHINOOR TEXTILE MILLS LIMITED	KTML	6/Jun/2000	280,189,490	29,456,321,084	282,355,148	99.23	282,355,148	99.23
395	PK0083101011	KOT ADDU POWER COMPANY LIMITED *	KAPCO	15/Mar/2005	455,244,213	32,786,688,220	880,253,228	51.72	477,689,666	95.30
396	PK0023501015	KSB PUMPS COMPANY LIMITED	KSBP	3/Dec/1998	5,277,125	1,662,294,375	13,200,000	39.98	13,200,000	39.98
397	PK0097601014	LAKSON INVESTMENTS LIMITED	LIL	1/Jul/2009	29,989,990	299,899,900	30,000,000	99.97	30,000,000	99.97
398	PK0100501011	LAL PIR POWER LIMITED	LPL	6/May/2010	379,381,894	7,784,916,465	379,838,732	99.88	379,838,732	99.88
399	PK0055101015	LANDMARK SPINNING INDUSTRIES LIMITED	LMSM	15/Aug/2003	7,795,690	54,413,916	12,123,700	64.30	12,123,700	64.30
400	PK0066101012	LEATHER UP LIMITED	LEUL	26/Mar/1999	1,743,600	38,359,200	6,000,000	29.06	6,000,000	29.06
401	PK0028701016	LEINER PAK GELATINE LIMITED	LPGL	24/Mar/2007	753,037	24,097,184	7,500,000	10.04	7,500,000	10.04
402	PK0013901019	LIBERTY MILLS LIMITED	LIBM	29/Jul/2003	22,725,865	227,258,650	23,095,308	98.40	23,095,308	98.40
403	PK0003801013	LINDE PAKISTAN LIMITED	LINDE	11/Feb/1999	8,996,298	2,168,287,744	25,038,720	35.93	25,038,720	35.93
404	PK0098001016	LOADS LIMITED	LOADS	20/Jun/2009	135,640,008	5,624,991,132	137,500,000	98.65	137,500,000	98.65
405	PK0077901012	LOTTE CHEMICAL PAKISTAN LIMITED	LOTICHEM	23/Aug/2001	1,507,541,039	14,849,279,234	1,514,207,208	99.56	1,514,207,208	99.56
406	PK0104901019	LSE FINANCIAL SERVICES LIMITED	LSEFSL	9/Aug/2012	128,284,200	1,282,842,000	128,284,200	100.00	128,284,200	100.00
407	PK0071501016	LUCKY CEMENT LIMITED	LUCK	4/Mar/1998	222,623,977	186,171,527,006	323,375,000	68.84	323,375,000	68.84
408	PK0103301013	LUCKY ENERGY (PRIVATE) LIMITED	LEPL	18/Jan/2012	2,400,000	24,000,000	2,400,000	100.00	2,400,000	100.00
409	PK0107001015	LUCKY KNITS (PRIVATE) LIMITED	LKPL	9/Dec/2013	3,002,000	30,020,000	6,004,000	50.00	6,004,000	50.00
410	PK0107201011	LUCKY ONE (PRIVATE) LIMITED	LOPL	10/Dec/2013	30	3,000	30	100.00	30	100.00
411	PK0107901016	LUCKY TEXTILE MILLS LIMITED	LTML	15/Jan/2014	200,000,000	2,000,000,000	200,000,000	100.00	200,000,000	100.00
412	PK0080901017	MACPAC FILMS LIMITED	MACFL	22/Mar/2004	17,353,247	538,644,787	38,886,000	44.63	38,886,000	44.63
413	PK0113501016	MACTER INTERNATIONAL LIMITED	MACTER	23/Dec/2016	6,613,122	66,131,220	39,144,351	16.89	39,144,351	16.89
414	PK0094001010	MAGNUS INVESTMENT ADVISORS LIMITED	MIAL	20/Aug/2008	86,438	86,438,000	119,000	72.64	119,000	72.64
415	PK0019801015	MAHMOOD TEXTILE MILLS LIMITED	MEHT	16/Feb/2004	1,190,102	267,058,889	15,000,000	7.93	15,000,000	7.93
416	PK0094701015	MAKRO-HABIB PAKISTAN LIMITED	MAKRO	17/Dec/2008	215,990,000	2,159,900,000	268,980,183	80.30	268,980,183	80.30
417	PK0047601015	MANDIWALLA MAUSER PLASTIC IND. LTD. - Freeze ***	MWMP	1/Jul/2004	2,573,799	-	7,355,400	34.99	7,355,400	34.99
418	PK0066201010	MAPLE LEAF CEMENT FACTORY LIMITED	MLCF	30/Sep/1998	525,294,830	58,496,832,269	527,733,926	99.54	527,733,926	99.54
419	PK0055201013	MAQBOOL TEXTILE MILLS LIMITED	MQTM	7/Oct/2004	4,357,057	133,979,503	16,800,000	25.93	16,800,000	25.93
420	PK0066301018	MARI PETROLEUM COMPANY LIMITED *	MARI	5/May/1998	64,870,834	102,213,080,884	110,250,000	58.84	90,148,902	71.96
421	PK0034201019	MASOOD TEXTILE MILLS LIMITED	MSOT	23/Apr/2004	17,860,411	1,839,622,333	67,500,000	26.46	67,500,000	26.46
422	PK0034202017	MASOOD TEXTILE MILLS LTD-CUMULATIVE PREF SH.	MSOTPS	24/Aug/2005	31,166,668	275,513,345	31,166,668	100.00	31,166,668	100.00
423	PK0103601016	MATCO FOODS (PRIVATE) LIMITED	MFPL	23/Feb/2012	87,429,094	874,290,940	87,429,094	100.00	87,429,094	100.00
424	PK0105701012	MAYFAIR LIMITED	MAYFAIR	18/Jan/2013	39,999,900	39,999,900	39,999,900	100.00	39,999,900	100.00
425	PK0055601014	MCB BANK LIMITED	MCB	3/Sep/1997	1,004,011,630	211,274,167,301	1,113,030,748	90.21	1,113,030,748	90.21
426	PK0082101012	MCB-ARIF HABIB SAVINGS AND INVESTMENTS LIMITED	MCBAH	18/Sep/2004	71,904,893	2,049,289,451	72,000,000	99.87	72,000,000	99.87
427	PK0093601018	MEDIA TIMES LIMITED	MDTL	19/Dec/2008	177,058,809	545,341,132	178,851,010	99.00	178,851,010	99.00
428	PK0077401013	MEEZAN BANK LIMITED	MEBL	1/Aug/2000	1,002,391,722	79,188,946,038	1,002,737,895	99.97	1,002,737,895	99.97
429	PK0012501018	MEHRAN SUGAR MILLS LIMITED	MRNS	29/Mar/2003	30,690,426	5,476,706,520	32,031,245	95.81	32,031,245	95.81
430	PK0030301011	MERIT PACKAGING LIMITED	MERIT	24/Feb/1999	40,262,931	864,445,129	40,314,199	99.87	40,314,199	99.87
431	PK0104501017	METRO CASH & CARRY PAKISTAN (PRIVATE) LIMITED	MCCPPL	28/Jun/2012	201,529,288	2,015,292,880	806,117,160	25.00	806,117,160	25.00
432	PK0106501015	METRO POWER COMPANY LIMITED	MPCL	13/Sep/2013	331,005,257	3,310,052,570	331,005,257	100.00	331,005,257	100.00
433	PK0004601016	METROPOLITAN STEEL CORPORATION LIMITED - Freeze ***	MSCL	1/May/1999	26,504,265	-	30,977,600	85.56	30,977,600	85.56
434	PK0037601017	MIAN TEXTILE INDUSTRIES LIMITED	MTIL	15/Dec/2005	5,958,695	24,668,997	22,105,200	26.96	22,105,200	26.96
435	PK0009801017	MILLAT TRACTORS LIMITED	MTL	28/Oct/1998	27,254,713	37,459,967,736	44,292,543	61.53	44,292,543	61.53
436	PK0008101013	MIRPURKHAS SUGAR MILLS LIMITED	MIRKS	18/Nov/1998	11,330,231	1,789,496,684	12,268,219	92.35	12,268,219	92.35
437	PK0066701019	MIRZA SUGAR MILLS LIMITED	MZSM	1/Aug/2003	4,548,129	31,063,721	14,100,000	32.26	14,100,000	32.26
438	PK0060801013	MITCHELL'S FRUIT FARMS LIMITED	MFFL	20/Apr/1999	2,872,633	805,572,472	7,875,000	36.48	7,875,000	36.48
439	PK0104601015	MOBILINK MICROFINANCE BANK LIMITED	MMBL	11/Apr/2013	145,175,355	1,451,753,550	145,175,360	100.00	145,175,360	100.00
440	PK0032801018	MODARABA AL-MALI	MODAM	30/Jun/1999	16,504,211	66,016,844	18,423,945	89.58	18,423,945	89.58
441	PK0012601016	MOHAMMAD FAROOQ TEXTILE MILLS LIMITED	MFTM	2/Dec/1999	8,443,614	33,690,020	18,889,245	44.70	18,889,245	44.70
442	PK0015701011	MOONLITE (PAK) LIMITED - Freeze ***	MOON	14/Jan/2006	334,139	-	2,159,586	15.47	2,159,586	15.47
443	PK0100201018	MOTORWAY CNG OPERATOR COMPANY LIMITED **	MCOCL	22/Mar/2010	1,000	-	50,381,000	0.00	50,381,000	0.00
444	PK0066801017	MUBARAK TEXTILE MILLS LIMITED	MUBT	26/Jun/2006	663,400	5,307,200	5,400,000	12.29	5,400,000	12.29
445	PK0109901014	MUGHAL IRON AND STEEL INDUSTRIES LTD	MUGHAL	25/Mar/2015	60,442,631	4,879,533,601	251,599,650	24.02	125,799,825	48.05
446	PK0064001016	MUKHTAR TEXTILE MILLS LIMITED - Freeze ***	MUKT	8/Apr/2004	7,346,525	-	14,500,000	50.67	14,500,000	50.67
447	PK0000601010	MURREE BREWERY COMPANY LIMITED	MUREB	22/Sep/2000	10,893,069	8,406,726,001	23,053,025	47.25	23,053,025	47.25
448	PK0067001013	N. P. SPINNING MILLS LIMITED	NPSM	22/May/2007	315,841	7,627,560	14,700,000	2.15	14,700,000	2.15

DETAIL OF ORDINARY & PREFERENCE SHARES

S. No.	Security Id	Security Name	Short Name	Live / Setup Date	Shares in CDS		Paid-up Capital/Total Issue incl. GOP holding	% of Shares available with ref: to paid up capital including GoP holding	Paid-up Capital/Total Issue excl. GOP holding	% of Shares available with ref: to paid up capital excluding GoP holding
					Available	Market Value				
449	PK0071601014	NADEEM TEXTILE MILLS LIMITED	NATM	16/Jan/2004	10,037,163	370,772,801	15,619,500	64.26	15,619,500	64.26
450	PK0034301017	NAGINA COTTON MILLS LIMITED	NAGC	3/Apr/2000	18,414,822	785,392,158	18,700,000	98.47	18,700,000	98.47
451	PK0114601013	NAROWAL ENERGY LIMITED	NEL	17/Mar/2017	392,188,342	3,921,883,420	392,188,346	100.00	392,188,346	100.00
452	PK0096301012	NATIONAL ASSET MANAGEMENT COMPANY LIMITED	NAMCL	17/Nov/2009	14,198,040	141,980,400	14,201,040	99.98	14,201,040	99.98
453	PK0111301013	NATIONAL BANK MODARABA MANAGEMENT COMPANY LIMITED	NBMMCL	8/Mar/2016	10,496,500	104,965,000	10,500,000	99.97	10,500,000	99.97
454	PK0078001010	NATIONAL BANK OF PAKISTAN *	NBP	10/Jan/2002	506,554,490	29,891,780,455	2,127,513,026	23.81	519,092,160	97.58
455	PK0037801013	NATIONAL FOODS LIMITED	NATF	2/Apr/1999	100,275,491	27,174,658,061	103,606,854	96.78	103,606,854	96.78
456	PK0096101016	NATIONAL INVESTMENT TRUST LIMITED	NIT	4/Dec/2014	84,135,352	84,135,200	950,400	88.53	950,400	88.53
457	PK0008201011	NATIONAL REFINERY LIMITED	NRL	21/Oct/1998	25,888,844	18,795,041,856	79,966,560	32.37	79,966,560	32.37
458	PK0109701018	NAZIR COTTON MILLS LIMITED	NCML	26/Mar/2015	17,559,709	95,524,817	23,000,000	76.35	23,000,000	76.35
459	PK0089101015	NBP FULLERTON ASSET MANAGEMENT LIMITED	NFAML	20/Apr/2007	24,999,994	249,999,940	24,999,994	100.00	24,999,994	100.00
460	PK0101201017	NBP LEASING LIMITED	NBPLL	5/Oct/2010	49,999,800	499,998,000	50,000,000	100.00	50,000,000	100.00
461	PK0025101012	NESTLE PAKISTAN LIMITED	NESTLE	1/Nov/2000	8,250,671	84,156,844,200	45,349,584	18.19	45,349,584	18.19
462	PK0084201018	NETSOL TECHNOLOGIES LIMITED	NETSOL	10/Aug/2005	45,526,455	2,632,794,893	89,635,923	50.79	89,635,923	50.79
463	PK0103501018	NEXT CAPITAL LIMITED	NEXT	28/Feb/2012	44,791,502	1,030,652,461	45,000,000	99.54	45,000,000	99.54
464	PK0079801012	NIB BANK LIMITED	NIB	16/Oct/2003	10,262,433,234	17,651,385,162	10,302,851,164	99.61	10,302,851,164	99.61
465	PK0075601010	NIMIR INDUSTRIAL CHEMICALS LIMITED	NICL	13/Jun/2001	110,096,830	5,832,930,053	110,590,546	99.55	110,590,546	99.55
466	PK0056501015	NIMIR RESINS LIMITED	NRSL	19/Feb/1999	275,167,875	2,594,833,061	276,557,856	99.50	276,557,856	99.50
467	PK0044301015	NIRALA MSR FOODS LIMITED - Freeted ***	NMFL	23/Jul/2012	7,897,895	-	16,589,500	47.61	16,589,500	47.61
468	PK0048001017	NISHAT (CHUNIAN) LIMITED	NCL	7/Apr/2000	136,135,036	6,986,450,048	240,221,556	56.67	240,221,556	56.67
469	PK0098301010	NISHAT CHUNIAN POWER LIMITED	NCPL	30/Sep/2009	179,525,919	7,997,879,691	367,346,939	48.87	367,346,939	48.87
470	PK0005501017	NISHAT MILLS LIMITED	NML	24/Feb/2000	258,784,026	41,063,849,246	351,599,848	73.60	351,599,848	73.60
471	PK0094301014	NISHAT POWER LIMITED	NPL	19/Sep/2008	172,997,523	8,172,402,987	354,088,500	48.86	354,088,500	48.86
472	PK0010501010	NOON SUGAR MILLS LIMITED	NONS	27/Nov/1998	14,942,394	1,277,574,687	16,517,453	90.46	16,517,453	90.46
473	PK0034401015	NORRIE TEXTILE MILLS LIMITED **	NORT	18/Mar/2008	59,845,300	-	59,860,000	99.98	59,860,000	99.98
474	PK0101601018	NRSP MICROFINANCE BANK LIMITED	NRSPMB	9/Mar/2011	149,836,401	1,498,364,010	149,837,201	100.00	149,837,201	100.00
475	PK0080201012	OIL & GAS DEVELOPMENT COMPANY LIMITED *	OGDC	29/Dec/2003	956,177,994	134,524,681,976	4,300,928,400	22.23	4,300,928,400	22.23
476	PK0100101010	OIL & GAS INVESTMENTS LIMITED	OGIL	20/Mar/2010	50,000,000	500,000,000	50,000,000	100.00	50,000,000	100.00
477	PK0018301017	OLYMPIA SPINNING & WEAVING MILLS LIMITED	OLSM	16/Sep/2000	11,932,745	228,750,722	12,000,000	99.44	12,000,000	99.44
478	PK0048101015	OLYMPIA TEXTILE MILLS LIMITED	OLTM	11/Aug/2003	1,095,196	14,785,146	10,804,000	10.14	10,804,000	10.14
479	PK0105301011	ORANGE REITS MANAGEMENT COMPANY LIMITED	ORMCL	4/Dec/2012	5,000,000	50,000,000	5,000,000	100.00	5,000,000	100.00
480	PK0034501012	ORIX LEASING PAKISTAN LIMITED	OLPL	15/Jul/1998	80,851,366	3,254,267,482	82,082,794	98.50	82,082,794	98.50
481	PK0032401017	ORIX MODARABA	ORIXM	5/Aug/1998	40,714,431	949,867,675	45,383,530	89.71	45,383,530	89.71
482	PK0098701011	ORIX SERVICES PAKISTAN (PVT.) LIMITED	OSPL	22/Aug/2009	4,449,994	44,499,940	4,450,000	100.00	4,450,000	100.00
483	PK0038001019	OTSUKA PAKISTAN LIMITED	OTSU	27/Sep/2003	1,475,103	432,146,175	11,000,000	13.41	11,000,000	13.41
484	PK0088601015	PACE (PAKISTAN) LIMITED	PACE	3/Feb/2007	254,848,866	1,773,748,107	278,876,604	91.38	278,876,604	91.38
485	PK0010001011	PACKAGES LIMITED	PKGS	18/Mar/1998	65,495,443	45,557,320,242	89,379,504	73.28	89,379,504	73.28
486	PK0071801010	PAK DATA COM LIMITED *	PAKD	10/Sep/2003	4,145,198	213,477,697	9,801,000	42.29	4,402,646	94.15
487	PK0110101018	PAK DENIM LIMITED	PDL	17/Apr/2015	15,985,100	159,851,000	15,987,600	99.98	15,987,600	99.98
488	PK0034601010	PAK ELEKTRON LIMITED	PAEL	24/Feb/1999	494,406,437	54,542,918,130	497,681,485	99.34	497,681,485	99.34
489	PK0034602026	PAK ELEKTRON LIMITED - PREFERENCE SHARES	PELPS	7/Mar/2008	44,957,592	449,575,920	44,957,592	100.00	44,957,592	100.00
490	PK0048201013	PAK LEATHER CRAFTS LIMITED - Freeze ***	PAKL	1/Feb/2000	1,131,500	-	3,400,000	33.28	3,400,000	33.28
491	PK0097201013	PAK OMAN ASSET MANAGEMENT COMPANY LIMITED	POAMCL	3/Apr/2010	518,705,844	5,187,058,440	531,575,844	97.58	531,575,844	97.58
492	PK0098201012	PAK OMAN MICROFINANCE BANK LIMITED	POMBL	16/Jun/2009	38,470,788	384,707,880	115,182,000	33.40	115,182,000	33.40
493	PK0030501016	PAK SUZUKI MOTOR COMPANY LIMITED	PSMC	5/Aug/1998	21,728,324	16,955,914,917	82,299,851	26.40	82,299,851	26.40
494	PK0084101010	PAKARAB FERTILIZERS LIMITED	PFL	16/Jul/2005	-	-	450,000,000	-	450,000,000	-
495	PK0100601019	PAKGEN POWER LIMITED	PKGP	6/May/2010	371,687,588	7,515,523,029	372,081,591	99.89	372,081,591	99.89
496	PK0075401015	PAK-GULF LEASING COMPANY LIMITED	PGLC	22/Jul/1998	24,252,970	266,782,670	25,369,800	95.60	25,369,800	95.60
497	PK0002001011	PAKISTAN CABLES LIMITED	PCAL	15/Nov/2001	20,500,699	6,560,223,680	28,462,376	72.03	28,462,376	72.03
498	PK0002101019	PAKISTAN ENGINEERING COMPANY LIMITED	PECO	16/Oct/1998	3,540,408	831,995,880	5,690,245	62.22	5,690,245	62.22
499	PK0026501012	PAKISTAN GUM & CHEMICALS LIMITED	PGCL	11/Dec/2003	1,174,991	169,198,704	4,248,552	27.66	4,248,552	27.66
500	PK0025501013	PAKISTAN HOTELS DEVELOPERS LIMITED	PHDL	15/Dec/2003	17,405,599	1,370,864,977	18,000,000	96.70	18,000,000	96.70
501	PK0105101015	PAKISTAN INTERNATIONAL BULK TERMINAL LIMITED	PIBTL	23/Aug/2012	1,477,880,400	34,227,710,064	1,485,995,900	99.45	1,485,995,900	99.45
502	PK0003401012	PAKISTAN INTL AIRLINES CORP. LIMITED - (A) *	PIAA	9/Feb/1999	188,588,064	1,101,354,294	2,877,217,470	6.55	210,153,535	89.74
503	PK0003401020	PAKISTAN INTL AIRLINES CORP. LIMITED - (B) *	PIAB	9/Feb/1999	2,622	9,964	1,499,999	0.17	37,484	6.99
504	PK0079701014	PAKISTAN INTL CONTAINER TERMINAL LTD.	PICT	4/Oct/2003	91,546,860	31,858,307,280	109,153,152	83.87	109,153,152	83.87

DETAIL OF ORDINARY & PREFERENCE SHARES

S. No.	Security Id	Security Name	Short Name	Live / Setup Date	Shares in CDS		Paid-up Capital/Total Issue incl. GOP holding	% of Shares available with ref: to paid up capital including GoP holding	Paid-up Capital/Total Issue excl. GOP holding	% of Shares available with ref: to paid up capital excluding GoP holding
					Available	Market Value	Shares/Units		Shares/Units	
505	PK0113701012	PAKISTAN MORTGAGE REFINANCE COMPANY LIMITED	PMRCL	5/Jan/2017	15,000,000	150,000,000	15,000,100	100.00	15,000,100	100.00
506	PK0025201010	PAKISTAN NATIONAL SHIPPING CORPORATION *	PNSC	3/Dec/1998	11,618,445	1,462,762,226	132,063,379	8.80	14,356,655	80.93
507	PK0023901017	PAKISTAN OILFIELDS LIMITED	POL	5/Nov/1998	108,338,706	49,635,378,154	236,545,920	45.80	236,545,920	45.80
508	PK0089301011	PAKISTAN OPPORTUNITIES LIMITED	POPL	17/Sep/2007	5,000,000	5,000,000	5,000,000	100.00	5,000,000	100.00
509	PK0008401017	PAKISTAN PAPER PRODUCTS LIMITED	PPP	2/Sep/2003	5,605,832	644,558,563	6,000,000	93.43	6,000,000	93.43
510	PK0081801018	PAKISTAN PETROLEUM LIMITED *	PPL	26/Aug/2004	481,480,122	71,326,465,273	1,971,715,615	24.42	640,655,042	75.15
511	PK0010101019	PAKISTAN PVC LIMITED	PPVC	11/Dec/2004		20,121,080	14,958,000	16.81	14,958,000	16.81
512	PK0004701014	PAKISTAN REFINERY LIMITED	PRL	27/Jan/1999	120,261,433	6,405,123,922	294,000,000	40.91	294,000,000	40.91
513	PK0004101017	PAKISTAN REINSURANCE COMPANY LIMITED *	PAKRI	29/Mar/2003	141,751,748	6,918,902,820	300,000,000	47.25	147,000,244	96.43
514	PK0008501014	PAKISTAN SERVICES LIMITED	PSEL	22/Dec/1999	30,808,452	27,804,627,930	32,524,170	94.72	32,524,170	94.72
515	PK0022501016	PAKISTAN STATE OIL COMPANY LIMITED *	PSO	16/Jul/1998	127,866,941	49,529,259,596	271,685,938	47.06	202,375,921	63.18
516	PK0104801011	PAKISTAN STOCK EXCHANGE LIMITED	PSX	9/Aug/2012	801,476,600	20,581,919,088	801,476,600	100.00	801,476,600	100.00
517	PK0042401015	PAKISTAN SYNTHETICS LIMITED	PSYL	6/Aug/1998	37,396,075	1,093,835,194	56,040,000	66.73	56,040,000	66.73
518	PK0067901030	PAKISTAN TELECOMMUNICATION CO LTD - CLASS "B".	PTCB	12/Aug/2005	1,326,000,000	13,260,000,000	1,326,000,000	100.00	1,326,000,000	100.00
519	PK0067901022	PAKISTAN TELECOMMUNICATION COMPANY LTD *	PTC	8/Apr/1998	589,228,363	9,197,854,746	3,774,000,000	15.61	601,345,107	97.99
520	PK0002701016	PAKISTAN TOBACCO COMPANY LIMITED	PAKT	7/Aug/1998	12,406,244	21,028,583,580	255,493,792	4.86	255,493,792	4.86
521	PK0032901016	PANGRIO SUGAR MILLS LIMITED	PNGRS	1/Aug/2003	4,854,522	-	10,850,000	44.74	10,850,000	44.74
522	PK0111401011	PARAMOUNT INVESTMENTS LIMITED	PMIL	2/Feb/2016	319,950	3,199,500	2,231,900	14.34	2,231,900	14.34
523	PK0048401019	PARAMOUNT SPINNING MILLS LIMITED - Freeze ***	PASM	3/Mar/2003	9,965,988	-	17,352,328	57.43	17,352,328	57.43
524	PK0090101012	PERVEZ AHMED SECURITIES LIMITED	PASL	4/Jun/2007	186,113,787	366,644,160	186,568,487	99.76	186,568,487	99.76
525	PK0018201019	PHILIP MORRIS (PAKISTAN) LIMITED	PMPK	3/Oct/1998	36,329,215	104,119,530,190	61,580,341	58.99	61,580,341	58.99
526	PK0018202017	PHILIP MORRIS (PAKISTAN) LTD-NV,NON CUM&CON CLASS-A PREF.SH	PMPKPS	1/Jul/2016	1,046,400,000	10,464,000,000	1,046,400,000	100.00	1,046,400,000	100.00
527	PK0111501018	PHILIPS PAKISTAN LIMITED	PHILIPS	29/Jan/2016	173,705,085	1,737,050,850	173,761,142	99.97	173,761,142	99.97
528	PK0024701010	PICIC GROWTH FUND	PGF	24/Dec/1997	262,430,190	8,135,335,890	283,500,000	92.57	283,500,000	92.57
529	PK0086701015	PICIC INSURANCE LIMITED	PIL	24/Aug/2006	34,641,992	121,246,972	35,000,000	98.98	35,000,000	98.98
530	PK0081601012	PICIC INVESTMENT FUND	PIF	4/Jun/2004	275,902,284	4,138,534,260	284,125,000	97.11	284,125,000	97.11
531	PK0056201012	PIONEER CEMENT LIMITED	PIOC	30/Sep/1998	224,290,981	29,157,827,530	227,148,793	98.74	227,148,793	98.74
532	PK0026601010	PLATINUM INSURANCE COMPANY LIMITED - Freeze ***	PLIC	3/Jul/2004	48,400	-	12,000,000	0.40	12,000,000	0.40
533	PK0114901017	PNO CAPITAL LIMITED	PNACL	16/May/2017	2,993,689	29,936,890	3,000,000	99.79	3,000,000	99.79
534	PK0065501014	POPULAR ISLAMIC MODARABA	PIM	5/Aug/2003	8,478,730	67,151,542	10,000,000	84.79	10,000,000	84.79
535	PK0111701014	POPULAR ISLAMIC MODARABA MANAGEMENT COMPANY (PVT.) LIMITED	PIMMCL	24/Feb/2016	750,000	7,500,000	750,000	100.00	750,000	100.00
536	PK0033901015	POWER CEMENT LIMITED	POWER	12/Aug/2003	365,280,242	4,887,449,638	365,689,968	99.89	365,689,968	99.89
537	PK0001101010	PREMIER INSURANCE LIMITED	PINL	9/Dec/1998	40,924,492	593,405,134	45,968,278	89.03	45,968,278	89.03
538	PK0038301013	PREMIUM TEXTILE MILLS LIMITED	PRET	21/May/2003	5,713,498	917,473,509	6,163,000	92.71	6,163,000	92.71
539	PK0103201015	PRIMUS INVESTMENT MANAGEMENT LIMITED	PIML	13/Feb/2012	25,000,000	250,000,000	25,000,000	100.00	25,000,000	100.00
540	PK0042601010	PROGRESSIVE INSURANCE COMPANY LIMITED - Freeze ***	PRIC	29/Jan/1999	7,691,900	-	8,500,000	90.49	8,500,000	90.49
541	PK0072401018	PROSPERITY WEAVING MILLS LIMITED	PRWM	3/Apr/2000	18,319,424	524,118,721	18,480,000	99.13	18,480,000	99.13
542	PK0056401018	PRUDENTIAL DISC. & GUARANTEE HOUSE LTD. - Freeze ***	PDGH	11/Jan/1999	9,257,400	-	10,000,000	92.57	10,000,000	92.57
543	PK0098401018	PUNJAB MODARABA SERVICES (PVT.) LIMITED	PMSL	24/Jun/2009	16,494,500	164,945,000	16,494,500	100.00	16,494,500	100.00
544	PK0029101018	PUNJAB OIL MILLS LIMITED	POML	1/Nov/2010	1,722,704	534,038,240	5,390,652	31.96	5,390,652	31.96
545	PK0068001012	QUALITY TEXTILE MILLS LIMITED	QUAT	17/Aug/2004	15,880,209	158,802,090	15,977,808	99.39	15,977,808	99.39
546	PK0018501012	QUETTA TEXTILE MILLS LIMITED	QUET	6/Jun/2003	12,653,192	272,043,628	13,000,000	97.33	13,000,000	97.33
547	PK0068101010	QUICE FOOD INDUSTRIES LIMITED	QUICE	1/Jul/2011	70,631,920	468,289,630	98,461,828	71.74	98,461,828	71.74
548	PK0032001015	RAFHAN MAIZE PRODUCTS COMPANY LTD.	RMPL	30/Jun/1999	512,727	3,512,179,950	9,236,428	5.55	9,236,428	5.55
549	PK0038401011	RAVI TEXTILE MILLS LIMITED	RAVT	6/Nov/2003	24,709,800	127,502,568	25,000,000	98.84	25,000,000	98.84
550	PK0061401011	REDCO TEXTILES LIMITED	REDCO	12/Sep/2012	5,070,400	30,929,440	49,292,600	10.29	49,292,600	10.29
551	PK0061501018	RELIANCE COTTON SPINNING MILLS LIMITED	RCML	17/Aug/2001	3,301,322	435,576,425	10,292,000	32.08	10,292,000	32.08
552	PK0027501011	RELIANCE INSURANCE COMPANY LIMITED	RICL	11/Dec/1998	35,016,476	316,899,108	56,141,285	62.37	56,141,285	62.37
553	PK0056601013	RELIANCE WEAVING MILLS LIMITED	REWM	17/Feb/2001	30,129,510	1,373,905,656	30,810,937	97.79	30,810,937	97.79
554	PK0061601016	RESHAM TEXTILE INDUSTRIES LTD	REST	4/Sep/2003	32,877,789	328,777,890	36,000,000	91.33	36,000,000	91.33
555	PK0114201012	ROSHAN PACKAGES LIMITED	RPL	14/Feb/2017	31,559,349	1,772,688,633	107,500,000	29.36	107,500,000	29.36
556	PK0085601018	ROUSCH (PAKISTAN) POWER LIMITED	RPPL	27/Feb/2006	732,697,394	7,326,973,940	862,157,283	84.98	862,157,283	84.98
557	PK0056801019	RUBY TEXTILE MILLS LIMITED	RUBY	6/Feb/2004	14,810,534	167,062,824	52,214,400	28.36	52,214,400	28.36
558	PK0043001012	RUPALI POLYESTER LIMITED	RUPL	16/Sep/1998	31,712,472	610,465,086	34,068,514	93.08	34,068,514	93.08
559	PK0068201018	S. S. OIL MILLS LIMITED	SSOM	10/Jul/2014	1,213,600	53,398,400	5,658,400	21.45	5,658,400	21.45

DETAIL OF ORDINARY & PREFERENCE SHARES

S. No.	Security Id	Security Name	Short Name	Live / Setup Date	Shares in CDS		Paid-up Capital/Total Issue incl. GOP holding	% of Shares available with ref: to paid up capital including GoP holding	Paid-up Capital/Total Issue excl. GOP holding	% of Shares available with ref: to paid up capital excluding GoP holding
					Available	Market Value				
560	PK0075701018	S.G. FIBRE LIMITED - Freeze ***	SGFL	10/Apr/2006	-	-	15,000,000	-	15,000,000	-
561	PK0072601013	S.G. POWER LIMITED - Freeze ***	SGPL	6/Apr/2006	2,758,680	-	17,833,267	15.47	17,833,267	15.47
562	PK0112301012	SACHAL ENERGY DEVELOPMENT (PVT.) LIMITED	SEDPL	20/Apr/2016	274,646,510	2,746,465,100	274,646,510	100.00	274,646,510	100.00
563	PK0068301016	SAFA TEXTILES LIMITED	SFAT	9/Aug/2003	3,247,500	48,744,975	4,000,000	81.19	4,000,000	81.19
564	PK0100001012	SAFE MIX CONCRETE LIMITED	SMCPL	10/Mar/2010	24,901,136	319,232,564	25,000,000	99.60	25,000,000	99.60
565	PK0089001017	SAFEWAY FUND LIMITED	SAFL	12/Mar/2007	8,740,384	87,403,840	8,740,384	100.00	8,740,384	100.00
566	PK0108801017	SAIF POWER LIMITED	SPWL	27/Jun/2014	188,194,646	5,679,714,416	386,471,779	48.70	386,471,779	48.70
567	PK0056901017	SAIF TEXTILE MILLS LIMITED	SAIF	30/Nov/2002	25,785,439	567,279,658	26,412,880	97.62	26,412,880	97.62
568	PK0043201018	SAJJAD TEXTILE MILLS LIMITED	SJTM	7/Aug/2003	15,721,599	89,613,114	21,267,800	73.92	21,267,800	73.92
569	PK0043301016	SAKRAND SUGAR MILLS LIMITED	SKRS	5/Oct/2012	3,163,200	72,975,024	22,308,000	14.18	22,308,000	14.18
570	PK0016201011	SALFI TEXTILE MILLS LTD	SALT	12/Jul/2001	3,227,871	380,888,778	3,342,570	96.57	3,342,570	96.57
571	PK0016301019	SALLY TEXTILE MILLS LIMITED	SLYT	20/Sep/2006	7,807,811	93,693,732	8,775,000	88.98	8,775,000	88.98
572	PK0049101014	SALMAN NOMAN ENTERPRISES LTD.	SANE	13/Feb/2004	1,490,786	7,901,166	4,467,036	33.37	4,467,036	33.37
573	PK0079401011	SAMBA BANK LIMITED	SBL	9/Jul/2003	1,002,866,568	7,170,495,961	1,008,238,648	99.47	1,008,238,648	99.47
574	PK0068401014	SAMIN TEXTILES LIMITED	SMTM	24/Dec/1998	21,106,500	145,001,655	26,728,000	78.97	26,728,000	78.97
575	PK0035101010	SANA INDUSTRIES LIMITED	SNAI	22/Dec/1999	8,514,164	413,362,662	8,593,750	99.07	8,593,750	99.07
576	PK0038601016	SANGHAR SUGAR MILLS LIMITED	SANSM	7/Dec/1998	11,015,204	382,007,275	11,946,000	92.21	11,946,000	92.21
577	PK0021801011	SANOFI AVENTIS PAKISTAN LIMITED	SAPL	10/Feb/1999	3,819,642	6,786,205,156	9,644,800	39.60	9,644,800	39.60
578	PK0103901010	SAPPHIRE DAIRIES (PRIVATE) LIMITED	SDPL	5/Apr/2012	26,238,094	262,338,940	110,000,000	23.85	110,000,000	23.85
579	PK0106401018	SAPPHIRE ELECTRIC COMPANY LIMITED	SECL	23/Jul/2013	79,112,198	791,121,980	424,021,357	18.66	424,021,357	18.66
580	PK0043401014	SAPPHIRE FIBRES LIMITED	SFL	29/Jan/1999	5,723,994	6,868,792,800	19,687,500	29.07	19,687,500	29.07
581	PK0020601016	SAPPHIRE TEXTILE MILLS LIMITED	SAPT	5/Dec/2000	3,711,862	7,388,275,718	20,083,140	18.48	20,083,140	18.48
582	PK0068501011	SARDAR CHEMICAL INDUSTRIES LIMITED	SARC	11/May/2012	1,648,900	22,260,150	6,000,000	27.48	6,000,000	27.48
583	PK0057001015	SARGODHA SPINNING MILLS LIMITED	SRSM	12/Nov/2003	11,538,701	184,619,216	31,200,000	36.98	31,200,000	36.98
584	PK0043501011	SARITOW SPINNING MILLS LIMITED	SSML	23/Aug/2003	29,401,081	270,195,934	29,840,607	98.53	29,840,607	98.53
585	PK0049402016	SAUDI PAK LEASING COMPANY LIMITED - PREFERENCE SHARES	SPLPCS	21/Jun/2013	52,820,850	528,208,500	52,820,850	100.00	52,820,850	100.00
586	PK0049401018	SAUDI PAK LEASING COMPANY LTD.	SPLC	15/Jul/1998	35,948,407	87,354,629	45,160,500	79.60	45,160,500	79.60
587	PK0075801016	SAZGAR ENGINEERING WORKS LIMITED	SAZEW	17/Jun/2003	11,254,147	3,082,848,488	17,972,368	62.62	17,972,368	62.62
588	PK0113301011	SB GLOBAL REIT MANAGEMENT COMPANY LIMITED	SBGRMCL	14/Oct/2016	-	-	1,000	-	1,000	-
589	PK0057201011	SECURITY INVESTMENT BANK LIMITED	SIBL	1/Jul/1998	47,734,400	238,672,000	51,433,558	92.81	51,433,558	92.81
590	PK0072802025	SECURITY LEASING CORP LTD-PREF. SH (C-A)	SLCPA	17/Oct/2003	11,100,437	-	11,250,000	98.67	11,250,000	98.67
591	PK0072801019	SECURITY LEASING CORPORATION LIMITED	SLCL	29/Jul/1998	36,192,237	175,532,349	36,300,000	99.70	36,300,000	99.70
592	PK0011101018	SECURITY PAPERS LIMITED	SEPL	24/Feb/1999	46,441,541	6,778,142,909	59,255,985	78.37	59,255,985	78.37
593	PK0038701014	SERVICE FABRICS LIMITED - Freeze ***	SERF	24/Nov/2015	9,102,050	83,010,696	15,754,800	57.77	15,754,800	57.77
594	PK0016401017	SERVICE INDUSTRIES LIMITED	SRVI	26/Mar/1999	10,608,303	14,628,849,837	12,028,789	88.19	12,028,789	88.19
595	PK0016501014	SERVICE INDUSTRIES TEXTILES LIMITED	SERT	18/Jul/2014	1,298,728	31,403,243	4,449,159	29.19	4,449,159	29.19
596	PK0105201013	SFL LIMITED	SFL	5/Dec/2012	3,465,847	509,479,509	20,091,450	17.25	20,091,450	17.25
597	PK0024001015	SHABBIR TILES & CERAMICS LIMITED	STCL	15/Apr/1999	131,124,431	2,513,655,342	239,320,475	54.79	239,320,475	54.79
598	PK0030701012	SHADAB TEXTILE MILLS LIMITED	SHDT	12/Nov/2003	1,526,905	94,210,039	3,000,000	50.90	3,000,000	50.90
599	PK0043601019	SHADMAN COTTON MILLS LIMITED	SHCM	31/Oct/2003	14,534,937	111,919,015	17,636,719	82.41	17,636,719	82.41
600	PK0075901014	SHAFFI CHEMICAL INDUSTRIES LIMITED	SHCI	16/Aug/2003	2,551,610	18,116,431	12,000,000	21.26	12,000,000	21.26
601	PK0076001012	SHAHEEN INSURANCE COMPANY LIMITED	SHNI	24/Feb/2000	15,818,521	99,814,868	60,000,000	26.36	60,000,000	26.36
602	PK0029201016	SHAHMURAD SUGAR MILLS LIMITED	SMSML	18/Nov/1998	18,820,474	905,641,209	21,118,663	89.12	21,118,663	89.12
603	PK0057301019	SHAHPUR TEXTILE MILLS LIMITED - Freeze ***	SHTM	9/Dec/2003	2,636,200	-	13,980,400	18.86	13,980,400	18.86
604	PK0011201016	SHAHTAJ SUGAR MILLS LIMITED	SHJS	23/Nov/1998	6,188,583	1,175,830,770	12,011,096	51.52	12,011,096	51.52
605	PK0057401017	SHAHTAJ TEXTILE LIMITED	STJT	2/Jan/1999	3,655,879	484,148,056	9,660,000	37.85	9,660,000	37.85
606	PK0027601019	SHAHZAD TEXTILE MILLS LIMITED	SZTM	2/Aug/2003	17,088,007	418,656,172	17,971,372	95.08	17,971,372	95.08
607	PK0114401018	SHAKARGANJ FOOD PRODUCTS LIMITED	SGFPL	28/Feb/2017	-	-	151,604,600	-	151,604,600	-
608	PK0024101013	SHAKARGANJ LIMITED	SML	28/Oct/2000	109,094,650	10,796,006,564	110,000,000	99.18	110,000,000	99.18
609	PK0016601012	SHAMS TEXTILE MILLS LIMITED	STML	25/Aug/2003	8,088,505	275,009,170	8,640,000	93.62	8,640,000	93.62
610	PK0016701010	SHELL PAKISTAN LIMITED	SHEL	20/Aug/1998	22,020,190	12,669,756,720	107,012,331	20.58	107,012,331	20.58
611	PK0038801012	SHEZAN INTERNATIONAL LIMITED	SHEZ	19/Jan/2000	3,838,050	1,823,073,750	7,986,000	48.06	7,986,000	48.06
612	PK0021501017	SHIELD CORPORATION LIMITED	SCL	17/May/1999	2,278,881	1,447,089,435	3,900,000	58.43	3,900,000	58.43
613	PK0072901017	SHIFA INTERNATIONAL HOSPITALS LTD.	SHFA	23/Mar/2002	38,613,501	12,742,455,330	54,537,900	70.80	54,537,900	70.80
614	PK0084901013	SIDDIQSONS TIN PLATE LIMITED	STPL	28/Nov/2005	70,106,207	1,916,002,637	78,520,127	89.28	78,520,127	89.28
615	PK0022701012	SIEMENS PAKISTAN ENGINEERING CO. LTD.	SIEM	21/Apr/1999	2,710,596	1,870,311,240	8,247,037	32.87	8,247,037	32.87

DETAIL OF ORDINARY & PREFERENCE SHARES

S. No.	Security Id	Security Name	Short Name	Live / Setup Date	Shares in CDS		Paid-up Capital/Total Issue incl. GOP holding	% of Shares available with ref: to paid up capital including GoP holding	Paid-up Capital/Total Issue excl. GOP holding	% of Shares available with ref: to paid up capital excluding GoP holding
					Available	Market Value				
673	PK0014201013	THE UNIVERSAL INSURANCE COMPANY LIMITED	UVIC	28/Oct/2005	9,468,863	101,600,900	41,617,977	22.75	41,617,977	22.75
674	PK0111001019	TOPLINE SECURITIES LIMITED	TLSP	4/Jan/2016	75,000,000	150,000,000	75,000,000	100.00	75,000,000	100.00
675	PK0073301019	TOWELLERS LIMITED	TOWL	29/Jul/2003	1,853,696	185,425,211	17,000,000	10.90	17,000,000	10.90
676	PK0084001012	TPL DIRECT INSURANCE LIMITED	TDIL	9/Aug/2005	75,153,052	1,848,765,079	75,515,899	99.52	75,515,899	99.52
677	PK0112001018	TPL LIFE INSURANCE LIMITED	TPLLIL	13/Apr/2016	67,998,000	679,980,000	68,000,000	100.00	68,000,000	100.00
678	PK0110601017	TPL PROPERTIES LIMITED	TPLPL	25/Aug/2015	216,407,202	2,650,988,225	273,511,367	79.12	208,000,000	104.04
679	PK0099201011	TPL TRAKKER LIMITED	TPL	7/Nov/2009	182,032,251	1,798,478,640	217,248,963	83.79	217,248,963	83.79
680	PK0039001018	TRANSMISSION ENGINEERING INDUSTRIES LIMITED - Freeze ***	TREI	7/Mar/2007	8,190,632	-	11,700,000	70.01	11,700,000	70.01
681	PK0022801010	TREET CORPORATION LIMITED	TREET	28/May/1999	131,022,055	7,452,534,488	142,143,666	92.18	142,143,666	92.18
682	PK0110701015	TREET HOLDINGS LIMITED	THL	11/Sep/2015	71,104,708	711,047,080	71,104,740	100.00	71,104,740	100.00
683	PK0079201015	TRG PAKISTAN LIMITED - CLASS 'A'	TRG	16/Jun/2003	541,787,031	21,720,242,073	545,390,665	99.34	545,390,665	99.34
684	PK0073401017	TRI-PACK FILMS LIMITED	TRIPF	17/Apr/1999	16,578,573	3,713,600,352	38,800,000	42.73	38,800,000	42.73
685	PK0068901013	TRI-STAR MUTUAL FUND LIMITED	TSMF	16/Jun/2004	3,317,900	33,145,821	5,000,000	66.36	5,000,000	66.36
686	PK0058201010	TRI-STAR POLYESTER LIMITED ■■	TRPOL	21/Aug/2003	18,748,108	570,692,408	21,465,733	87.34	21,465,733	87.34
687	PK0069001011	TRI-STAR POWER LIMITED ■■	TSPL	5/Dec/2005	11,566,000	132,083,720	15,000,000	77.11	15,000,000	77.11
688	PK0058301018	TRUST INVESTMENT BANK LIMITED	TRIBL	22/Apr/1998	77,196,782	264,012,994	89,202,872	86.54	89,202,872	86.54
689	PK0049701011	TRUST MODARABA	TRSM	29/Jul/1998	27,811,255	114,026,146	29,800,000	93.33	29,800,000	93.33
690	PK0069101019	TRUST SECURITIES & BROKERAGE LTD.	TSBL	3/Jun/1998	9,492,800	151,884,800	10,000,000	94.93	10,000,000	94.93
691	PK0102301014	TUWAIQI STEEL MILLS LIMITED	TSM	6/Jun/2011	801,147,855	8,011,478,550	801,147,855	100.00	801,147,855	100.00
692	PK0106301010	U MICROFINANCE BANK LIMITED	UMBL	26/Dec/2013	128,571,420	1,285,714,200	128,571,429	100.00	128,571,429	100.00
693	PK0087201015	UBL FUND MANAGERS LIMITED	UBLFML	19/Oct/2006	32,899,085	328,990,850	33,247,779	98.95	33,247,779	98.95
694	PK0096901019	UDL MODARABA MANAGEMENT (PRIVATE) LIMITED	UDLMMML	17/Apr/2009	2,000,000	2,000,000	2,000,000	100.00	2,000,000	100.00
695	PK0049901017	UNICAP MODARABA	UCAPM	16/Aug/2012	5,491,381	15,705,350	13,640,000	40.26	13,640,000	40.26
696	PK0076901013	UNILEVER PAKISTAN FOODS LIMITED	UPFL	7/Feb/2000	142,120	850,588,200	6,157,618	2.31	6,157,618	2.31
697	PK0024901016	UNILEVER PAKISTAN LIMITED **	ULEVER	6/Jan/1999	2,921,156	-	13,293,869	21.97	13,293,869	21.97
698	PK0081901016	UNITED BANK LIMITED	UBL	22/Jun/2005	1,217,982,297	286,859,190,589	1,224,179,687	99.49	1,224,179,687	99.49
699	PK0016901016	UNITED BRANDS LIMITED	UBDL	27/Feb/2007	10,453,657	1,996,648,487	10,800,000	96.79	10,800,000	96.79
700	PK0039301012	UNITED DISTRIBUTORS PAKISTAN LIMITED	UDPL	19/Feb/2001	23,321,745	1,562,556,915	24,245,496	96.19	24,245,496	96.19
701	PK0112801011	UNIVERSAL PACKAGING COMPANY (PRIVATE) LIMITED	UPCPL	4/Aug/2016	11,534,518	115,345,180	14,463,345	79.75	14,463,345	79.75
702	PK0030901018	WAH NOBEL CHEMICALS LIMITED	WAHN	30/Jan/2003	3,443,086	806,370,741	9,000,000	38.26	9,000,000	38.26
703	PK0090301018	WATEEN TELECOM LIMITED	WTCL	19/May/2010	168,824,373	1,688,243,730	617,474,620	27.34	617,474,620	27.34
704	PK0004201015	WAZIR ALI INDUSTRIES LIMITED	WAZIR	23/Aug/1999	7,795,304	77,953,040	7,985,958	97.61	7,985,958	97.61
705	PK0113601014	WELLINNOVA LIFE SCIENCES (PRIVATE) LIMITED	WLSPL	4/Jan/2017	40,000,000	400,000,000	40,000,000	100.00	40,000,000	100.00
706	PK0084301016	WORLDCALL TELECOM LIMITED	WTL	20/Sep/2005	853,570,777	2,603,390,870	860,571,513	99.19	860,571,513	99.19
707	PK0084302014	WORLDCALL TELECOM LIMITED - PREFERENCE SHARES (CLASS - A)	WTLPSA	29/Jul/2013	150,000	1,572,000,000	150,000	100.00	150,000	100.00
708	PK0084302022	WORLDCALL TELECOM LIMITED - PREFERENCE SHARES (CLASS - B)	WTLPSB	29/Jul/2013	200,000	2,096,000,000	200,000	100.00	200,000	100.00
709	PK0026001013	WYETH PAKISTAN LIMITED	WYETH	29/May/1999	380,123	759,535,170	1,421,609	26.74	1,421,609	26.74
710	PK0107301019	Y. B. PAKISTAN LIMITED	YBPL	9/Dec/2013	38,837,287	388,372,870	38,837,287	100.00	38,837,287	100.00
711	PK0039401010	YOUSAF WEAVING MILLS LIMITED ■■	YOUW	4/Jul/2003	16,033,475	112,715,329	40,000,000	40.08	40,000,000	40.08
712	PK0103101017	YUNUS TEXTILE MILLS LIMITED	YTML	29/Dec/2011	150,000,000	1,500,000,000	150,000,000	100.00	150,000,000	100.00
713	PK0050001012	ZAHIDJEE TEXTILE MILLS LIMITED	ZAHID	20/Jan/2006	5,404,740	77,990,398	182,305,809	2.96	182,305,809	2.96
714	PK0003701015	ZEAL PAK CEMENT FACTORY LIMITED - Freeze ***	ZELP	19/Dec/1998	427,514,058	-	427,838,526	99.92	427,838,526	99.92
715	PK0083901014	ZEPHYR TEXTILES LIMITED	ZTL	19/Jul/2005	22,604,700	499,111,776	59,428,729	38.04	59,428,729	38.04
716	PK0033501013	ZIL LIMITED	ZIL	17/Jun/1999	3,908,980	547,257,200	6,122,600	63.85	6,122,600	63.85
717	PK0114501015	INTERLOOP LIMITED	ILL	10/Mar/2017	-	-	189,600,000	-	189,600,000	-
718	PK0115501014	RENACON PHARMA LIMITED	RCPL	30/Jun/2017	-	-	1,434,000	-	1,434,000	-
719	PK0115301019	THE PAKISTAN CREDIT RATING AGENCY LIMITED	PCRA	7/Jun/2017	-	-	7,452,900	-	7,452,900	-
				TOTAL	133,942,176,060	5,992,682,106,195	174,569,417,228	76.73	155,275,603,639	86.26

* Under Liquidation

* GoP holdings

■■ Securities "under suspension" due to non compliance

** Revocation Notice Issued

*** Authorities Restricted (As per Court Order / SECP / due to suspension of trading)

■ Freezed / Restricted Authorities Due to Merger / Redemption / Conversion / Consolidation

DETAIL OF DEBT INSTRUMENTS


S. No.	Security Id	Security Name	Short Name	Live / Setup Date	Maturity Date	Units Available in CDS	Total Issue	% of Units available with ref: to total issue
							Units	
1	PK000504032	K-ELECTRIC LIMITED - AZM - TFC3 (12-08-12)	KELTFC3	22/Jun/2012	3-Aug-17	3,276	100,000	3.28
2	PK000504065	K-ELECTRIC LIMITED - AZM - SUKUK CERTIFICATES #3 (23-05-14)	KELSC3	19/Mar/2014	19-Mar-19	284,475	300,000	94.83
3	PK000504073	K-ELECTRIC LIMITED - SUKUK CERTIFICATES # 4 (29-05-15)	KELSC4	16/Jun/2015	29-Jun-22	4,376,059	4,400,000	99.46
4	PK0002804059	SUI SOUTHERN GAS COMPANY LIMITED - CERTIFICATE OF LEASING	SSGCCL	20/Dec/2013	17-May-17	400,000	400,000	100.00
5	PK0002804067	SUI SOUTHERN GAS COMPANY LIMITED-CERTIFICATES OF LEASING-II	SSGCCL2	12/Jan/2015	28-May-18	400,000	400,000	100.00
6	PK0002804075	SUI SOUTHERN GAS COMPANY LIMITED-CERTIFICATES OF LEASING-III	SSGCCL3	12/Jan/2015	3-Jun-18	200,000	200,000	100.00
7	PK0002804083	SUI SOUTHERN GAS COMPANY LIMITED-CERTIFICATES OF LEASING-IV	SSGCCL4	31/Jul/2015	30-Oct-19	1,200,000	1,200,000	100.00
8	PK0003404024	PAKISTAN INTERNATINOAL AIRLINES CORPORATION (TFC-2009)	PIATFC2	29/Jul/2009	20-Feb-14	1,757,396	2,560,000	68.65
9	PK0003404032	PAKISTAN INTERNATIONAL AIRLINES CORPORATION - SUKUK CERTIFICATES	PIASC	20/Feb/2010	20-Oct-19	1,360,000	1,360,000	100.00
10	PK0004704026	PAKISTAN REFINERY LIMITED TFC2 (15-11-13)	PRLTFC2	30/Oct/2013	15-Nov-18	7,959	24,489	32.50
11	PK0012104094	ENGRO CORPORATION LTD-ISLAMIC RUPIYA-SUKUK1 (10-06-14)	ENGROSC	11/Jul/2014	11-Jul-17	327,577	600,000	54.60
12	PK0012104102	ENGRO CORPORATION LTD-ISLAMIC RUPIYA-SUKUK2 (10-06-14)	ENGROSC2	11/Jul/2014	11-Jul-19	102,054	200,000	51.03
13	PK0018504024	QUETTA TEXTILE MILLS LIMITED - SUKUK CERTIFICATES	QUETSC	27/Nov/2008	26-Mar-20	277,000	277,000	100.00
14	PK0022804014	TREET CORPORATION LTD.-PTC (REDUNDANT DATE 10-10-2019)	TCLTC	19/Jul/2012	10-Oct-19	41,779,874	41,822,250	99.90
15	PK0024104033	SHAKARGANJ LIMITED - TFC	SGMLTFC3	10/Feb/2009	22-Sep-16	126,000	126,000	100.00
16	PK0029604011	B.R.R. GUARDIAN MODARABA - TFC	BRRTFC	16/Oct/2008	7-Apr-19	160,000	160,000	100.00
17	PK0032204015	DEWAN SUGAR MILLS LIMITED - TFC	DSUT	19/Jun/2003	11-Jun-09	10,000	10,000	100.00
18	PK0034504040	ORIX LEASING PAKISTAN LIMITED-SUKUK CERTIFICATES	OLPLSC	14/Jun/2008	30-Jun-12	105,000	105,000	100.00
19	PK0034604022	PAK ELEKTRON LIMITED - SUKUK CERTIFICATES	PAELSC	21/Jan/2008	28-Sep-16	240,000	240,000	100.00
20	PK0034604030	PAK ELEKTRON LIMITED - SUKUK CERTIFICATES (2ND ISSUE)	PAELSC2	26/Nov/2008	31-Mar-19	220,000	220,000	100.00
21	PK0034604048	PAK ELEKTRON LIMITED - TFC (2ND ISSUE)	PAELTFC2	15/Jan/2010	30-Sep-19	21	21	100.00
22	PK0034604063	PAK ELEKTRON LIMITED - SUKUK CERTIFICATES (3RD ISSUE)	PAELSC3	25/Aug/2016	12-Nov-17	1,072	1,072	100.00
23	PK0034604071	PAK ELEKTRON LIMITED - COMMERCIAL PAPERS (2ND ISSUE)	PAELCP1	1/Feb/2017	12-Sep-17	1,000	1,000	100.00
24	PK0045004014	THE BANK OF PUNJAB - TFC	BOPTFC	15/Feb/2017	23-Dec-26	25,000	25,000	100.00
25	PK0049404038	SAUDI PAK LEASING COMPANY LIMITED - TFC (13-03-08)	SPLCTFC3	7/Apr/2008	13-Mar-17	100,383	100,402	99.98
26	PK0051004031	AL-ZAMIN LEASING MODARABA - TFC	AZTFC3	2/Jan/2009	12-Nov-13	140,000	140,000	100.00
27	PK0051304043	ASKARI BANK LIMITED - TFC	AKBLTFC4	30/Dec/2011	23-Dec-21	1,000	1,000	100.00
28	PK0051304050	ASKARI BANK LIMITED (PPTFC-V)	AKBLTFC5	19/Nov/2014	30-Sep-24	800,000	800,000	100.00
29	PK0051604053	BANK AL HABIB LIMITED (TFC - 2016)	BAHLTFC5	31/May/2016	17-Mar-26	800,000	800,000	100.00
30	PK0052204028	AL-ZAMIN LEASING CORPORATION LTD - TFC (05-09-02)	AZLCLTFC2	5/Oct/2002	Perpetual	43,333	50,000	86.67
31	PK0054704033	JDW SUGAR MILLS LIMITED - TFC (2ND ISSUE)	JDWSTFC2	29/Nov/2013	20-Aug-18	10	10	100.00
32	PK0057504026	SONERI BANK LIMITED - TFC (08-07-15)	SNBLTFC2	7/Aug/2015	8-Jul-23	599,996	600,000	100.00
33	PK0058304046	TRUST INVESTMENT BANK LIMITED - TFC (04-07-08)	TRIBLTFC4	8/Aug/2008	4-Jul-13	119,339	120,000	99.45
34	PK0060304075	JAHANGIR SIDDIQUI & COMPANY LIMITED - TFC 3RD ISSUE (08-04-2014)	JSTFC7	26/May/2014	8-Apr-19	150,000	150,000	100.00
35	PK0060304083	JAHANGIR SIDDIQUI & COMPANY LTD - TFC 4TH ISSUE	JSTFC8	1/Jul/2016	23-Jun-21	200,000	200,000	100.00
36	PK0063404039	FIRST DAWOOD INVESTMENT BANK LIMITED - TFC	FDIBLTFC	24/Oct/2007	12-Sep-12	69,000	69,000	100.00
37	PK0070504029	FAYSAL BANK LIMITED - TFC	FABLTFC2	21/Oct/2010	27-Dec-17	580,000	600,000	96.67
38	PK0072804054	SECURITY LEASING CORPORATION LIMITED-TFC (3RD ISSUE)	SLCTFC3	1/Apr/2006	19-Jan-22	100,000	100,000	100.00
39	PK0072804062	SECURITY LEASING CORPORATION LTD - SUKUK CERTIFICATES	SLCSK	2/Jul/2007	19-Jan-22	150,000	150,000	100.00
40	PK0072804070	SECURITY LEASING CORP LTD-SUKUK CERTIFICATES(2ND ISSUE)	SLCSK2	1/Nov/2007	19-Jan-22	150,000	150,000	100.00

DETAIL OF DEBT INSTRUMENTS


S. No.	Security Id	Security Name	Short Name	Live / Setup Date	Maturity Date	Units Available in CDS	Total Issue	% of Units available with ref: to total issue
							Units	
41	PK0073204015	TELECARD LIMITED - TFC (27-05-05)	TELETFC	30/Jun/2005	31-Dec-20	474,120	480,000	98.78
42	PK0075104023	AZGARD NINE LIMITED - TFC (20-09-05) ■■	ANLTFC2	6/Oct/2005	20-Sep-17	375,140	400,184	93.74
43	PK0075104049	AZGARD NINE LIMITED - TFC (3RD ISSUE)	ANLTFC4	27/Dec/2007	4-Dec-17	500,000	500,000	100.00
44	PK0075104056	AZGARD NINE LIMITED - TFC (4TH ISSUE)	ANLTFC5	14/Dec/2010	18-Nov-15	165,000	165,000	100.00
45	PK0075104064	AZGARD NINE LIMITED - TFC (5TH ISSUE)	ANLTFC6	6/Aug/2012	31-May-17	638,371	643,734	99.17
46	PK0077404017	MEEZAN BANK LIMITED - TIER II MODARABA SUKUK CERTIFICATES	MEBLMSC	28/Nov/2016	22/Sep/2016	7,000	7,000	100.00
47	PK0078704043	BANK ALFALAH LIMITED - TFC	BAFLTFC4	7/Jan/2010	2-Dec-17	960,000	1,000,000	96.00
48	PK0078704050	BANK ALFALAH LIMITED - TFC (20-02-2013)	BAFLTFC5	14/Mar/2013	20-Feb-21	953,680	1,000,000	95.37
49	PK0079804024	NIB BANK LIMITED - TFC (19-06-14)	NIBTFC2	7/Jul/2014	19-Jun-22	839,601	839,607	100.00
50	PK0079904105	PAKISTAN MOBILE COMMUNICATION LTD - SUKUK CERTIFICATES	PMSC	14/Dec/2015	30-Jun-20	1,380,000	1,380,000	100.00
51	PK0082804011	JS GLOBAL CAPITAL LIMITED - COMMERCIAL PAPERS	JSGCLCP	9/Jun/2017	7-Nov-17	1,000	1,000	100.00
52	PK0083404019	DEWAN FAROOQUE SPINNING MILLS LTD.-TFC	DFSMLTFC	26/Apr/2005	4-Dec-09	130,000	130,000	100.00
53	PK0084304036	WORLDCALL TELECOM LIMITED - TFC (07-10-08)	WTLTFC3	6/Nov/2008	7-Oct-21	767,535	767,537	100.00
54	PK0085004015	WAPDA FIRST SUKUK CERTIFICATES	WFSC	17/Jan/2006	22-Oct-12	961,100	1,600,000	60.07
55	PK0085104013	HABIB BANK LIMITED - TFC	HBLTFC	18/Feb/2016	19-Feb-26	100,000	100,000	100.00
56	PK0086304018	AGRITECH LIMITED-TFC	AGLTFC	27/Dec/2007	29-May-19	300,000	300,000	100.00
57	PK0086304026	AGRITECH LIMITED-TFC(2ND ISSUE)	AGLTFC2	16/Jan/2008	14-Jan-19	1,380,000	1,380,000	100.00
58	PK0086304034	AGRITECH LIMITED - SUKUK CERTIFICATES	AGLSC	9/Aug/2008	6-Aug-19	320,000	320,000	100.00
59	PK0086304042	AGRITECH LIMITED- TFC (3RD ISSUE)	AGLTFC3	28/Jan/2009	1-Sep-19	100,000	120,000	83.33
60	PK0086304059	AGRITECH LIMITED - TFC (4TH ISSUE)	AGLTFC4	3/Jan/2012	1-Jan-15	110,765	180,000	61.54
61	PK0086304067	AGRITECH LIMITED - TFC (5TH ISSUE)	AGLTFC5	3/Jan/2012	1-Jan-17	123,737	130,000	95.18
62	PK0086404016	ALBARAKA BANK (PAKISTAN) LIMITED - SUKUK CERTIFICATES	ALBARAKASC	11/Nov/2014	26-Sep-21	2,000	2,000	100.00
63	PK0087104011	SUMMIT BANK LIMITED - TFC (27-10-11)	SMBLTFC	3/Nov/2011	27-Oct-18	298,910	300,000	99.64
64	PK0087904048	STANDARD CHARTERED BANK (PAKISTAN) LTD - TFC	SCBPTFC4	2/Jul/2012	29-Jun-22	500,000	500,000	100.00
65	PK0088204018	JS BANK LIMITED - TFC	JSBLTFC	24/Feb/2017	14-Dec-23	600,000	600,000	100.00
66	PK0088604019	PACE (PAKISTAN) LIMITED - TFC (15-02-08) ■■	PACETFC	17/Mar/2008	15-Feb-17	220,052	300,000	73.35
67	PK0088604027	PACE (PAKISTAN) LIMITED - SUKUK CERTIFICATES ■■	PACESC	20/Nov/2009	20-Apr-13	80,000	80,000	100.00
68	PK0089504010	BUNNY'S LIMITED - TFC	BLTFC	9/Mar/2009	30-Nov-21	26,000	26,000	100.00
69	PK0090204014	NEW ALLIED ELECTRONICS INDUSTRIES (PVT) LTD.-TFC	NAEITFC	14/Jun/2007	14-May-11	175,000	180,000	97.22
70	PK0090204022	NEW ALLIED ELECTRONICS INDUSTRIES (PVT) LTD-SUKUK CERTI.	NAEISC	24/Sep/2007	25-Jul-12	1,920,000	1,920,000	100.00
71	PK0090204030	NEW ALLIED ELECTRONICS INDUSTRIES (PVT) LTD-SUKUK CERT. No.2	NAEISC2	4/Mar/2008	9-Mar-13	150,000	150,000	100.00
72	PK0090404010	SITARA PEROXIDE LIMITED - SUKUK CERTIFICATES	SPLSC	14/Oct/2008	19-Feb-19	280,000	280,000	100.00
73	PK0090604015	WAPDA SECOND SUKUK CERTIFICATES	WSSC	10/Aug/2007	13-Jul-17	1,600,000	1,600,000	100.00
74	PK0091604014	FATIMA FERTILIZER COMPANY LTD.-SUKUK CERTIFICATES (29-12-16)	FATIMASC	5/Jan/2017	29-Dec-21	2,100,000	2,100,000	100.00
75	PK0092104014	AMTEX LIMITED - SUKUK CERTIFICATES	AMTEXSC	3/Mar/2008	5-Jan-13	130,000	130,000	100.00
76	PK0092504015	EDEN HOUSING LIMITED - SUKUK CERTIFICATES	EHLSC	10/May/2008	29-Jun-14	326,000	326,000	100.00
77	PK0092504023	EDEN HOUSING LIMITED - SUKUK CERTIFICATES 2ND ISSUE	EHLSC2	15/Nov/2008	29-Sep-14	146,000	146,000	100.00
78	PK0093704010	ARZOO TEXTILE MILLS LIMITED - SUKUK CERTIFICATES ■■	ATMLSC	11/Oct/2008	14-Apr-14	148,000	148,000	100.00
79	PK0095304017	THREE STARS HOSIERY MILLS (PVT) LIMITED - SUKUK CERTIFICATES	TSHMLSC	11/Feb/2009	5-Aug-13	80,000	80,000	100.00
80	PK0096504011	ENGRO FOODS LIMITED - SUKUK CERTIFICATES	EFOODSSC	13/Jun/2009	13-Jan-17	190,000	190,000	100.00


DETAIL OF DEBT INSTRUMENTS

S. No.	Security Id	Security Name	Short Name	Live / Setup Date	Maturity Date	Units Available in CDS	Total Issue	% of Units available with ref: to total issue
							Units	
81	PK0098504019	PAK HY-OILS LIMITED - TFC	PHOLTFC	27/Aug/2009	1-Dec-13	12,000	88,000	13.64
82	PK0099104017	GHANI GASES LIMITED - SUKUK CERTIFICATES	GGLSC	13/Apr/2017	27-Mar-23	13,000	13,000	100.00
83	PK0099204015	TPL TRAKKER LIMITED - SUKUK CERTIFICATES	TPLSC	27/Jun/2016	13-Apr-21	575	600	95.83
84	PK0099604032	NATIONAL SAVINGS BONDS (10 - YEAR MATURITY - 1ST OFFER)	NSB10Y1	11/Feb/2010	12-Jan-20	13,700	13,700	100.00
85	PK0099704089	ENGRO FERTILIZERS LIMITED - SUKUK CERTIFICATES (4TH ISSUE)	EFLSC4	23/Oct/2014	9-Jul-19	640,000	640,000	100.00
86	PK0100104014	OIL & GAS INVESTMENTS LIMITED - TFC	OGILTFC	9/Jul/2010	31-Oct-16	188,700	188,700	100.00
87	PK0101604012	NRSP MICROFINANCE BANK LIMITED - TFC	NRSPMBTFC	16/Sep/2016	30-Jun-18	600,000	600,000	100.00
88	PK0101904016	AL RAZI HEALTHCARE (PVT) LIMITED - SUKUK CERTIFICATES	ARHCLSC	3/Jun/2011	4-Feb-21	120,000	120,000	100.00
89	PK0106604017	INDEPENDENT MEDIA CORPORATION (PRIVATE) LIMITED - TFC	IMCPLTFC	9/Jul/2014	5-Aug-18	180,000	180,000	100.00
90	PK0106904011	PAKISTAN WATER AND POWER DEVELOPMENT AUTHORITY - TFC	WTFC	19/Mar/2014	27-Mar-21	1,865,400	1,865,400	100.00
91	PK0107604016	WAPDA THIRD SUKUK CERTIFICATES	WSC3	27/Feb/2014	30-Sep-21	2,000,000	2,000,000	100.00
92	PK0108004026	HASCOL PETROLEUM LIMITED - SUKUK CERTIFICATES	HASCOLSC	9/Mar/2016	7-Jan-22	400,000	400,000	100.00
93	PK0112604019	NEELUM JHELUM HYDROPOWER CO. (PVT) LTD. - SUKUK CERTIFICATES	NJHPCSC	24/Aug/2016	30-Jun-26	300,000	300,000	100.00
94	PK0112604027	NEELUM JHELUM HYDROPOWER CO. (PVT.) LTD. - SC (SERIES B)	NJHPCSC2	2/Jan/2017	30-Jun-26	350,000	350,000	100.00
TOTAL						83,609,210	86,023,706	97.19

 Fully Matured or Redeemed.

 Securities "Under Suspension"

 Active and Matured as per our record but Issuer is in process of Re-Structuring th

 They have matured as per our record but yet not provided us the final maturity no

 Restructured and Revised Maturity date.

DETAIL OF OPEN END FUNDS

S. No.	Security Id	Security Name	Short Name	Live date	Units Available in CDS
1	PK0081406016	JS LARGE CAP. FUND	JSLCFO	20/Sep/2010	1,490,013
2	PK0082006013	PAKISTAN STRATEGIC ALLOCATION FUND	PSAFO	10/Nov/2010	5,129,769
3	PK0082106029	PAKISTAN INCOME FUND	PAIF	19/Jan/2007	-
4	PK0082106037	PAKISTAN STOCK MARKET FUND	PSMF	19/Jan/2007	1,753,095
5	PK0082106045	PAKISTAN INTERNATIONAL ELEMENT ISLAMIC ASSET ALLOCATION FUND	PIEIFO	18/Jan/2007	-
6	PK0082106052	PAKISTAN CASH MANAGEMENT FUND	PACMF	7/Aug/2008	-
7	PK0082106060	PAKISTAN INCOME ENHANCEMENT FUND	PIEF	8/Oct/2009	-
8	PK0084606018	AKD INDEX TRACKER FUND	AKDITFO	5/Jul/2007	496,180
9	PK0084706016	PAKISTAN CAPITAL MARKET FUND	PCMFO	15/Nov/2005	3,323,421
10	PK0086006019	JS CASH FUND	JSCFO	31/May/2011	-
11	PK0086006027	JS INCOME FUND	JSIFO	31/May/2011	-
12	PK0086206023	HBL MONEY MARKET FUND	HBLMMF	10/Sep/2014	-
13	PK0087206014	UBL LIQUIDITY PLUS FUND	UBLLPFO	22/Aug/2011	-
14	PK0087206022	UBL GOVERNMENT SECURITIES FUND	UBLGSFO	18/May/2012	-
15	PK0087206030	UBL SAVINGS INCOME FUND	UBLSIFO	18/May/2012	-
16	PK0087206048	AL-AMEEN ISLAMIC SOVEREIGN FUND	AISF	23/Aug/2013	-
17	PK0087306038	AL MEEZAN MUTUAL FUND	AMMFO	30/Jul/2011	40,430,233
18	PK0087306046	MEEZAN BALANCED FUND	MBFO	28/Jun/2013	41,425,538
19	PK0087506025	MCB DYNAMIC CASH FUND	MCBDCF	14/Nov/2008	-
20	PK0087506033	MCB CASH MANAGEMENT OPTIMIZER	MCBCMO	19/Mar/2010	-
21	PK0088306011	BMA CHUNDRIGAR ROAD SAVINGS FUND	BMACRSF	10/Oct/2007	-
22	PK0088306029	BMA EMPRESS CASH FUND	BMAECF	23/Oct/2012	-
23	PK0089106014	NAFA GOVERNMENT SECURITIES LIQUID FUND	NAFAGSLFO	18/Oct/2011	-
24	PK0090006013	PAK OMAN GOVERNMENT SECURITIES FUND	POGSFO	3/Jan/2012	-
25	PK0092306015	KASB CASH FUND	KASBCFO	6/Sep/2011	-
26	PK0092706016	ABL CASH FUND	ABLCFO	31/Oct/2011	-
27	PK0094206015	FAYSAL MONEY MARKET FUND	FMMFO	12/Oct/2012	-
28	PK0096206013	ATLAS MONEY MARKET FUND	ATMMFO	15/Apr/2013	-
29	PK0096406019	FIRST CAPITAL MUTUAL FUND	CPMFIO	12/Sep/2013	15,112,732
30	PK0097106014	ASKARI SOVEREIGN CASH FUND	ASCFO	9/Sep/2011	-
31	PK0097806019	PICIC CASH FUND	PICICFO	13/Aug/2012	-
32	PK0097806027	PICIC ENERGY FUND	PEFO	28/Jun/2013	18,854,577
33	PK0103206014	PIML-INCOME FUND	PIFO	14/Apr/2014	-
34	PK0103206022	PRIMUS INVESTMENT MANAGEMENT LTD.-STRATEGIC MULTI ASSET FUND	PSMAFO	14/Apr/2014	-
35	PK0103206030	PRIMUS DAILY RESERVE FUND	PDRFO	14/Apr/2014	-
					128,015,558